

MODEL : LH-3528/LH-3528-7/LH-3568/LH-3568-7/
LH-3578/LH-3578-7/LH-3588/LH-3588-7
List No : 1481-04

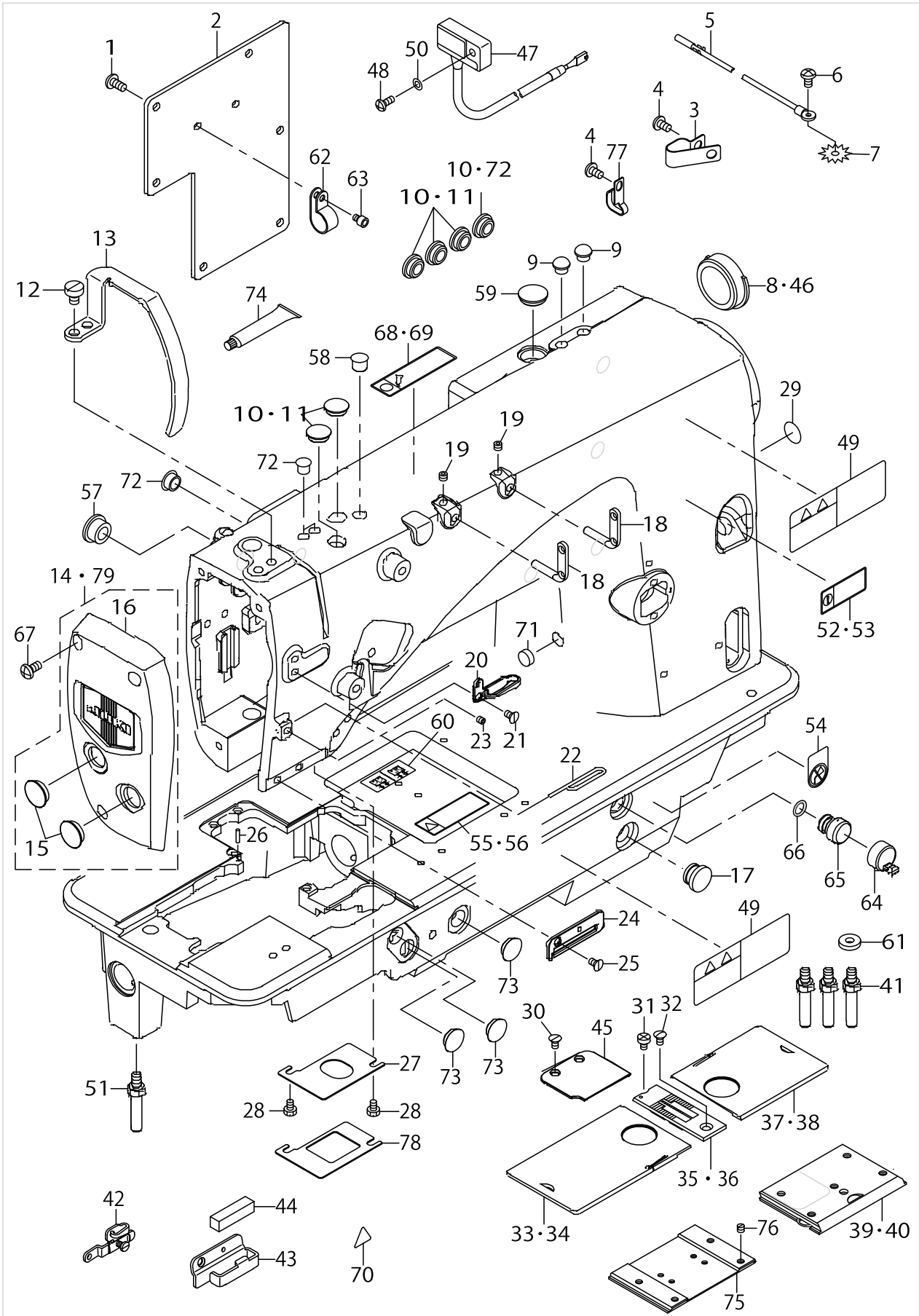
PARTS LIST

Published:11/04/2016

CONTENTS

FRAME & MISCELLANEOUS COVER COMPONENTS	1
MAIN SHAFT & THREAD TAKE-UP COMPONENTS	5
NEEDLE BAR COMPONENTS (1)(FOR LH-3528,3528-7,3578,3578-7)	7
NEEDLE BAR COMPONENTS (2)(FOR LH-3568,3568-7,3588,3588-7)	9
TENSION POST COMPONENTS (1)(FOR LH-3528,3528-7,3578,3578-7)	13
TENSION POST COMPONENTS (2)(FOR LH-3568,3568-7,3588,3588-7)	17
HOOK & HOOK DRIVING SHAFT COMPONENTS (1)(FOR LH-3528,3528-7,3568,3568-7)	21
HOOK & HOOK DRIVING SHAFT COMPONENTS (2)(FOR LH-3578,3578-7,3588,3588-7)	23
HOOK & HOOK DRIVING SHAFT COMPONENTS (3)	27
FEED MECHANISM COMPONENTS	29
PRESSER BAR & TENSION RELEASE COMPONENTS	33
THREAD TRIMMER MECHANISM COMPONENTS (FOR LH-3528-7,3568-7,3578-7,3588-7)	35
AUTOMATIC REVERSE FEED MECHANISM COMPONENTS	39
WIPER MECHANISM COMPONENTS (FOR LH-3528-7,3568-7,3578-7,3588-7)	41
LUBRICATION COMPONENTS	43
BELT COVER & BOBBIN WINDER COMPONENTS	47
BOTTOM COVER COMPONENTS	49
AK DEVICE COMPONENTS	51
THREAD STAND COMPONENTS	53
ACCESSORIE PARTS COMPONENTS	55
TABLE OF EXCHANGING GAUGE PARTS (1)(FOR LH-3528)	57
TABLE OF EXCHANGING GAUGE PARTS (2)(FOR LH-3528)	58
TABLE OF EXCHANGING GAUGE PARTS (FOR LH-3528-7)	59
TABLE OF EXCHANGING GAUGE PARTS (FOR LH-3568)	60
TABLE OF EXCHANGING GAUGE PARTS (FOR LH-3568-7)	61
TABLE OF EXCHANGING GAUGE PARTS (FOR LH-3578)	62
TABLE OF EXCHANGING GAUGE PARTS (FOR LH-3578-7)	63
TABLE OF EXCHANGING GAUGE PARTS (FOR LH-3588)	64
TABLE OF EXCHANGING GAUGE PARTS (FOR LH-3588-7)	65
LIST FOR INFORMATION OF CHANGE (1)	66
LIST FOR INFORMATION OF CHANGE (2)	67
HOW TO MAKE USE OF THIS PARTS LIST	68

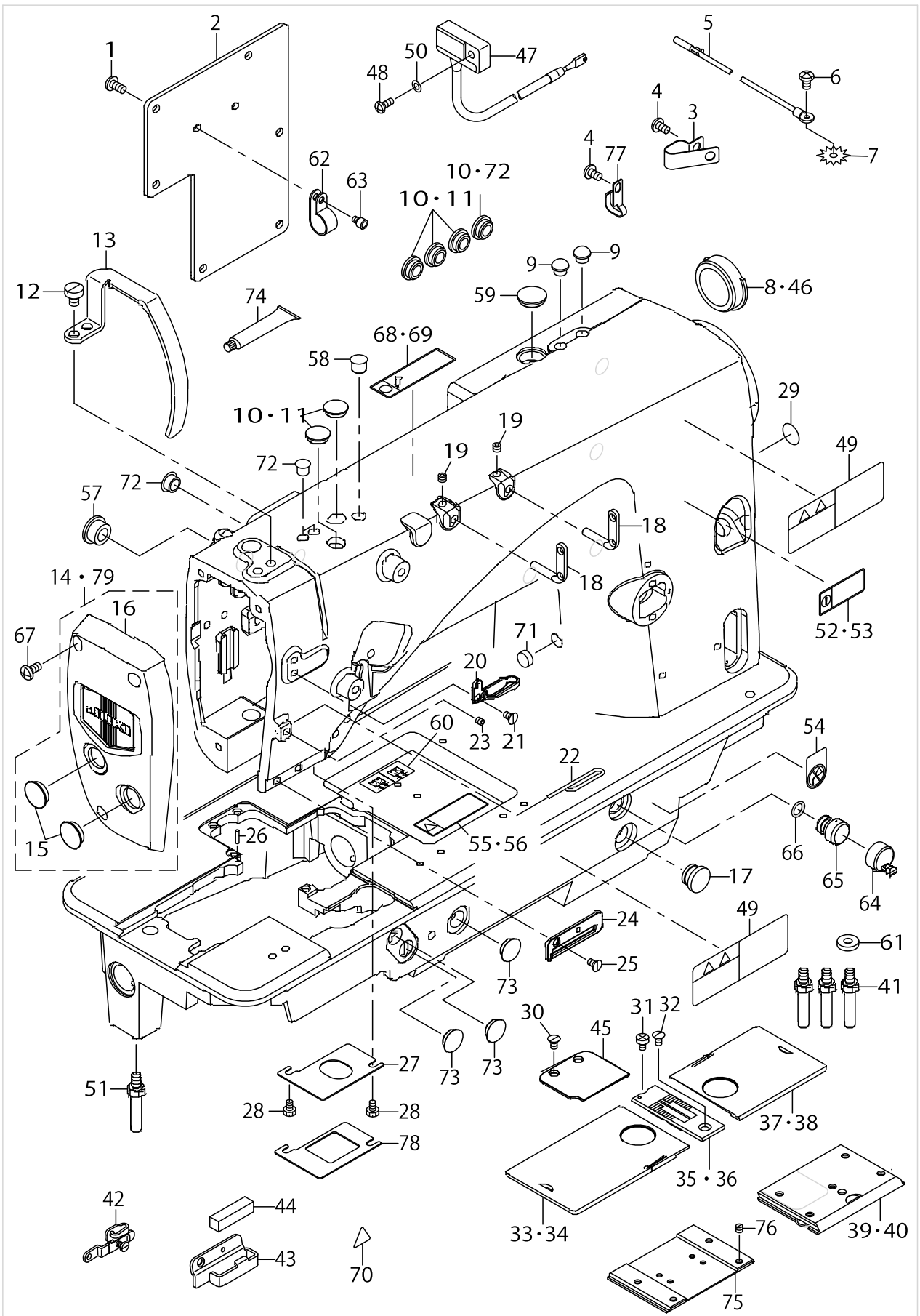
FRAME & MISCELLANEOUS COVER COMPONENTS



FRAME & MISCELLANEOUS COVER COMPONENTS

No.	C- ons	Le- vel	Parts No.	Replacement	Supply Code	Parts name	Qty	R- ep. Q- TY	Status	Spec	Remarks
1			SM4051455SP			SCREW M5 L=14	6				
2			40028766			REAR_PLATE	1				
3			D2112555B00			CORD HOLDER, LARGE	3				FOR LH-3528-0
4			SM4050855SP			SCREW	4				FOR LH-3528-0
5			23601057			EARTH CORD ASM.	1				FOR LH-3528-0
6			SM4050855SP			SCREW	1				FOR LH-3528-0
7			WT0530002KS			TOOTHED WASHER D=5.3	1				FOR LH-3528-0
8			22619100			CAP	1				FOR LH-3528
9			TA0800504R0			PLUG D=8 L=4.5	2				FOR LH-3528
10			TA1250406R0			RUBBER PLUG D=12.5 L=4	6				EXCEPT CHINA
11			TA1250406R0			RUBBER PLUG D=12.5 L=4	5				FOR CHINA
12			SM6060800SP			SCREW M6 L=8	2				
13			40028245			THREAD_TAKE_UP_LEVER_1	1				
14			40030298			ASSY_FACE_COVER_28	1				
15		*	TA1600406R0			PLUG	2				
16		*	40029641	40030298	Replaced	FACE_COVER_28	1	1.00			
17			TA1250705R0			RUBBER PLUG	1				
18			22920706			TWO EYELET	2				
19			SM8050412TP			SCREW M5 L=4	2				
20			40029078			THREAD_GUIDE_UPPER	1				
21			SM1040750TP			SCREW M4 L=7	1				
22			40029347			THREAD_GUIDE_WIRE	1				
23			SM8040402TP			SCREW M4X0.7 L=4	1				
24			40028707			THREAD_GUIDE_LOWER	1				FOR LH-3528,L
25			SM1040750TP			SCREW M4 L=7	1				
26			B1104051000			THROAT PLATE PIN	1				
27			40028730			PLATE	1				FOR LH-3528,L
28			SM9040603SC			SCREW M4 L=6	2				
29			22901805			GROUND MARK	1				
30			SM1040750TP			SCREW M4 L=7	2				FOR LH-3528-7
31			SM6040655TP			SCREW M4 L=6	1				
32			SM2040750TP			SCREW M4 L=7.4	1				
33			22601058			BED SLIDE LEFT, ASM., A	1				EXCHANGING C
34			40025247			ASSY_SLIDE_PLATE-L-A	1				EXCHANGING C
35			22625503			THROAT PLATE 1/4	1				EXCHANGING C
36			40025492			THROAT_PLATE_TRIM-1/4	1				EXCHANGING C
37			22600555			BED SLIDE RIGHT, ASM., A	1				EXCHANGING C
38			40025235			ASSY_SLIDE_PLATE-R-A	1				EXCHANGING C
39			40042880			ASSY_SLIDE_PLATE_F	1				FOR LH-3528-7
40			40042874			ASSY_SLIDE_PLATE_F STAN	1				FOR LH-3528
41			40028555			STUD	3				
42			40034675			THREAD_GUIDE_ASM_E	1				OPTIONAL PAR
43			40032896			THREAD_GUIDE_FELT	1				TYPE A(ACCESS
44		☆	22603708			FELT	1				TYPE A(ACCESS
45			40028706			AUXILIARY_COVER	1				FOR LH-3528-7
46			22657803			RUBBER PLUG	1				FOR LH-3528-7
47			40034053			RESISTANCE PACK AA ASM	1				FOR LH-3528-0
48			SM4041055SP			SCREW	1				FOR LH-3528-0
49			CM301300001			SAFETY LABEL	2				FOR LH-3528-7
50			WP0430800SD			WASHER M4	1				FOR LH-3528-0
51			40035180			BED_SCREW_STUD_B	1				
52			CM200200201			LABEL_02_C	1				FOR CHINA
53			CM200200202			LABEL_02	1				EXCEPT CHINA
54			CM100100001			OIL INJECTION PROHIBITI	1				
55			CM301100102			LABEL_03	1				EXCEPT CHINA
56			CM301100101			LABEL_03_C	1				FOR CHINA
57			TA1470704R0			RUBBER PLUG	1				
58			TA0950806R0			RUBBER PLUG	1				
59			TA1650406R0			PRUG	1				
60			40026811			THREADING_DIAGRAM	1				

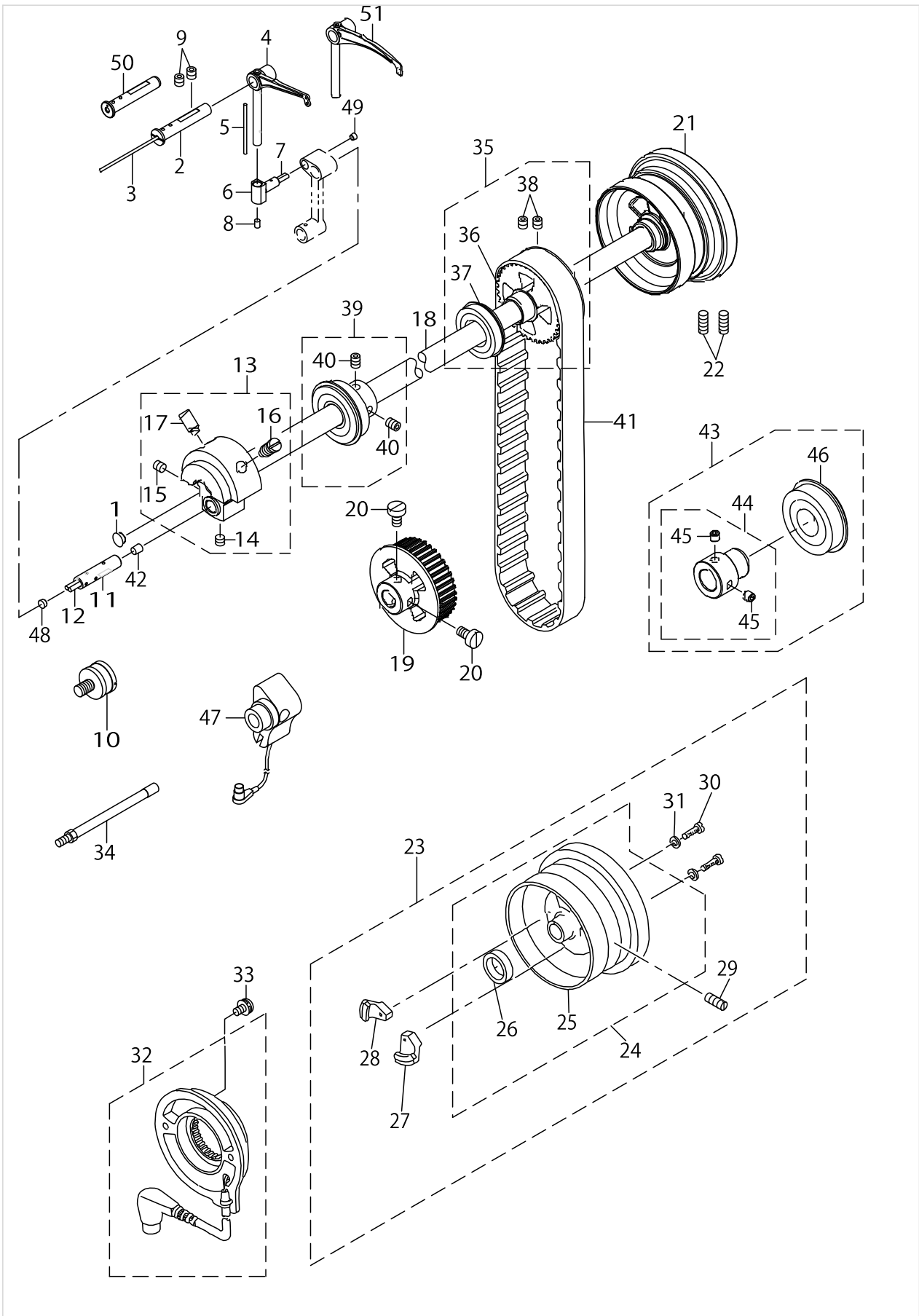
FRAME & MISCELLANEOUS COVER COMPONENTS



FRAME & MISCELLANEOUS COVER COMPONENTS

No.	C- ons	Le- vel	Parts No.	Replacement	Supply Code	Parts name	Qty	R- ep. Q- TY	Status	Spec	Remarks
61			40036690			WASHER	1				
62			EA9502B0200			CABLE CLIP C	2				
63			SM6040552TP			SCREW M4 L=4.5	2				
64			23601305			AIR-DISCHARGING CAP	1				
65			40063940			AIR DISCHARGING	1				
66			RO080150200			RUBBER RING	1				
67			SM4051055SP			SCREW	3				
68			CM200100102			LABEL_01	1				EXCEPT CHINA
69			CM200100101			LABEL_01_C	1				FOR CHINA
70			CM300200001			ATTENTION SEAL	1				
71			TA1030402R0			RUBBER PLUG D=10.3 L=4	1				
72			TA0750704R0			RUBBER PLUG	2				
73			TA1250406R0			RUBBER PLUG D=12.5 L=4	3				
74			40006323			JUKI GREASE A TUBE	1				
75			23206709			BED SLIDE (FRONT)A	1				SELECTIVE PAF
76			SS8110410TP			SCREW 11/64-40 L= 3.5	1				SELECTIVE PAF
77			40022407			CORD HOLDER	1				
78			40028731			PLATE	1				FOR LH-3568,L
79			40030299			ASSY_FACE_COVER_68	1				

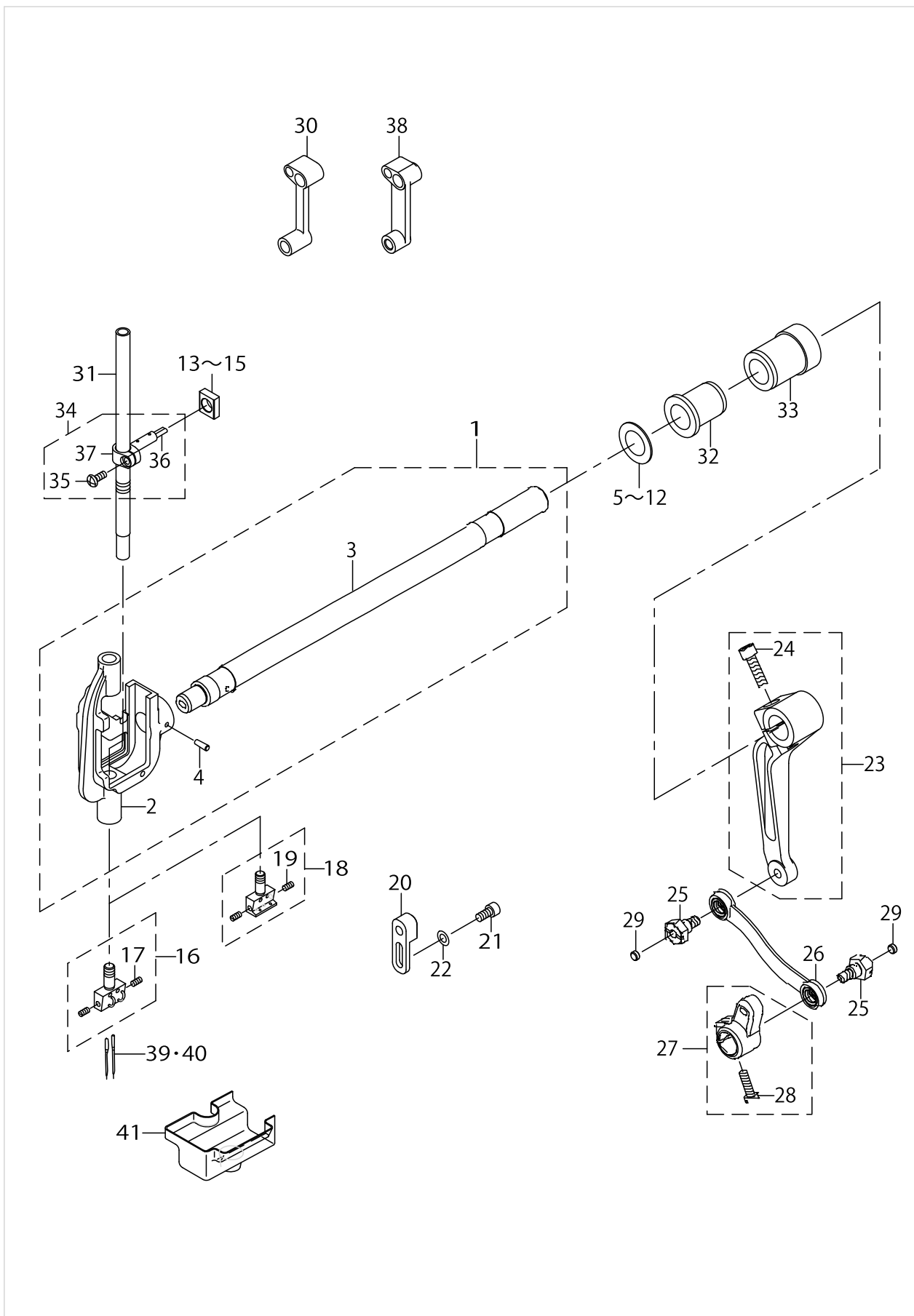
MAIN SHAFT & THREAD TAKE-UP COMPONENTS



MAIN SHAFT & THREAD TAKE-UP COMPONENTS

No.	C- ons	Le- vel	Parts No.	Replacement	Supply Code	Parts name	Qty	R- ep. Q- TY	Status	Spec	Remarks
1			TA0750404R0			PLUG D=7.5 L=3.5	1				
2			22605307			THREAD TAKE-UP LEVER	1				FOR LH-3528,L
3			CQ202000000			OIL WICK	.15				
4			40024093			THREAD TAKE UP LEVER	1				FOR LH-3528,L
5			CQ202000000			OIL WICK	.04				
6			40022678			TAKE_UP_LEVER_THRUST_I	1				
7			CQ252000000			OIL WICK	.02				
8			22810907			RUBBER PLUG	1				
9			SM8060612TP			SCREW M6 L=6	2				
10			22622401			SYNCRO FRNGE	1				OPTIONAL PAR
11			40029964			NEEDLE_BAR_CRANK_PIN	1				
12			CQ303000000			OIL WICK	.02				
13			40031864			ASSY_COUNTER_WEIGHT	1				
14		*	SM8060552TP			SCREW M6 L=5	1				
15		*	SM8060612TP			SCREW M6 L=6	1				
16		*	40004171			COUNTER_WEIGHT_SCREW	1				
17		*	SM8081652TP			SCREW M8 L=16	1				
18			40024436			MAINSHAFT	1				
19			40028117			LOWER_SPROCKET	1				
20			SM6061150TP			SCREW M6 L=11	2				
21			40032987			HAND_WHEEL	1				FOR LH-3568
22			SM8061550TP			SCREW M6 L=15	2				FOR LH-3568
23			40032993			COMP_HAND_WHEEL_TRIM	1				FOR LH-3568-7
24		*	40032994			ASSY_HAND_WHEEL_TRIM	1				
25		*	40027099			HAND_WHEEL	1				
26		*	M4002110000			GENERATOR ROTOR	1				
27		*	40017624			MAGNET FITTING BASE A	1				
28		*	40017625			MAGNET FITTING BASE B	1				
29		*	SM8061550TP			SCREW M6 L=15	2				
30		*	SS6111210SP			SCREW 11/64-40 L=12	2				
31		*	WP0450801SD			WASHER 4.5X10X0.8	2				
32			22937965			DYNAMO STATOR	1				
33			SL4051001MZ			SCREW M5 L=9.6	2				
34			40032142			SENSOR_SUPPORT_SHAFT_	1				OPTIONAL PAR
35			40029048			ASSY_MAINSHAFT_BEARING	1				
36		*	40028116			MAIN_SHAFT_SPROCKET	1				
37		*	SB120002500			BEARING	1				
38		*	SM8060612TP			SCREW M6 L=6	2				
39			40029047	40142685	Replaced	ASSY_MAINSHAFT_BEARING	1	1.00			
40		*	SM8060612TP			SCREW M6 L=6	2				
41			40028652			TIMING BELT	1				
42			TA0490601R0			PLUG D=4.9X5.5 L=6	1				
43			40029049	40150029	Replaced	ASSY_MAINSHAFT_BEARING	1	1.00			
44		*	40033667			BEARING_BUSH_C_ASM.	1				
45		*	SM8060812TP			SCREW M6 L=8	2				
46		*	SB120002000			BEARING	1				
47			40026920			SYNCHRONIZER ASM.	1				OPTIONAL PAR
48			TA0500301R0			PLUG 5X5.8 L=3	1				
49			TA0370301R0			PLUG D=3.7X4.4 L=3	1				
50			40046212			THREAD TAKE UP LEVER	1				FOR LH-3578,L
51			40043322			TAKE_UP_LEVER_E_COATING	1				FOR LH-3578,L

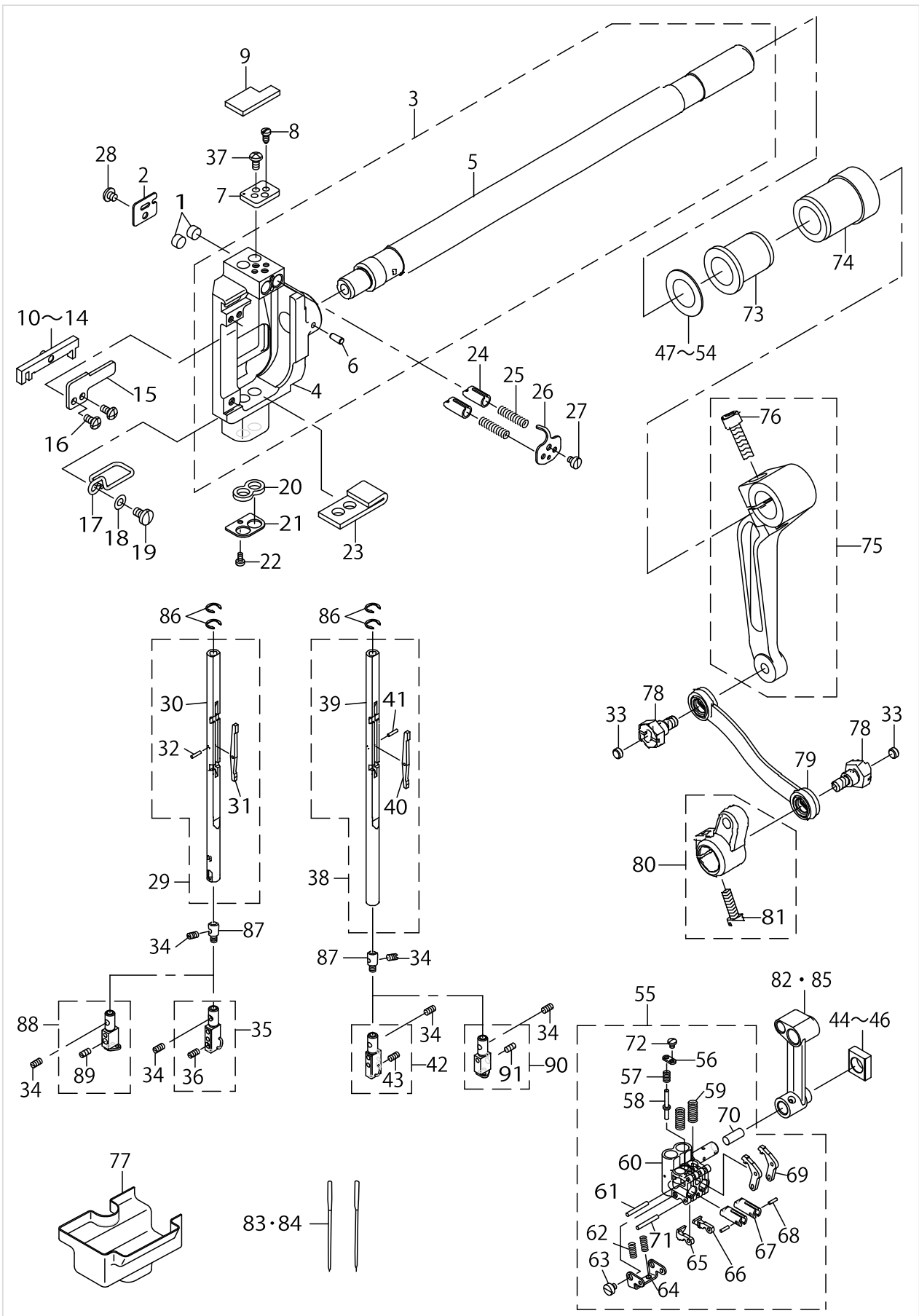
NEEDLE BAR COMPONENTS (1)(FOR LH-3528,3528-7,3578,3578-7)



NEEDLE BAR COMPONENTS (1)(FOR LH-3528,3528-7,3578,3578-7)

No.	C- ons	Le- vel	Parts No.	Replacement	Supply Code	Parts name	Qty	R- ep. Q- TY	Status	Spec	Remarks
1			40026395			NEEDLE_BAR_ROCKING_BA	1				
2		*	40026394	40026395	Replaced	NEEDLE_BAR_ROCKING_BA	1	1.00			
3		*	40025329	40026395	Replaced	NEEDLE_BAR_SHAFT	1	1.00			
4		*	PT0502700S0			TAPERED PIN	1				
5			22606206			SPACER Y	1				SELECTIVE PAF
6			22606305			SPACER Z	1				SELECTIVE PAF
7			22607600			SPACER A	1				SELECTIVE PAF
8			22607709			SPACER B	1				SELECTIVE PAF
9			B1438512B00			WASHER 17.1X28X1.5	1				SELECTIVE PAF
10			22607808			SPACER D	1				SELECTIVE PAF
11			22607907			SPACER E	1				SELECTIVE PAF
12			22606404			SPACER F	1				SELECTIVE PAF
13			23204506			ROCKING ROD SQUARE BI	1				SELECTIVE PAF
14			23204605			ROCKING ROD SQUARE BI	1				SELECTIVE PAF
15			23204704			ROCKING ROD SQUARE BI	1				SELECTIVE PAF
16			40026035			ASSY_NEEDLE_CLAMP(1/4)	1				EXCHANGING C
17		*	SS8080660TP			SCREW 1/8-44 L=5.5	2				
18			10148054			NEEDLE CLAMP ASM. 1/4	1				TYPE G
19		*	SS8080660TP			SCREW 1/8-44 L=5.5	2				
20			40028666			ROCKING_ROD_FIXING_BLC	1				FOR LH-3528
21			SM6051002TP			SCREW M5X0.8 L=10	2				FOR LH-3528
22			WP0550800SP			WASHER 5.5X10X0.8	2				FOR LH-3528
23			40033669			ASSY_REAR_ARM	1				
24		*	SM6062502TP			SCREW M6 L=25	1				
25			40026482			SHOULDER_SCREW	2				
26			40032124			DRIVING_ROD_ASM.	1				
27			40028853			ASSY_DRIVING_ARM	1				
28		*	SM6051600SP			SCREW M5 L=16	1				
29			13102702			THROAT PLATE COVER	2				
30			40030037			NEEDLE_BAR_CRANK_ROD	1				FOR LH-3528,L
31			40028031			NEEDLE_BAR	1				
32			40023568			BUSHING	1				
33			40023569			BUSHING	1				
34			40031862			ASSY_NEEDLE_BAR_CONNE	1				
35		*	SM4041055SP			SCREW	1				
36		*	CQ252000000			OIL WICK	0.04				
37		*	40040302	40031862	Replaced	NEEDLE_BAR_CONNECTIO	1	1.00			
38			40030038			NEEDLE_BAR_CRANK_ROD	1				FOR LH-3578,L
39	☆		MDP500B1400			NEEDLE DPX5 #14	2				SELECTIVE PAF
40	☆		MDP500B2100			NEEDLE DPX5 #21	2				SELECTIVE PAF
41			22606800		Discontinue	OIL GUARD RUBBER	1				

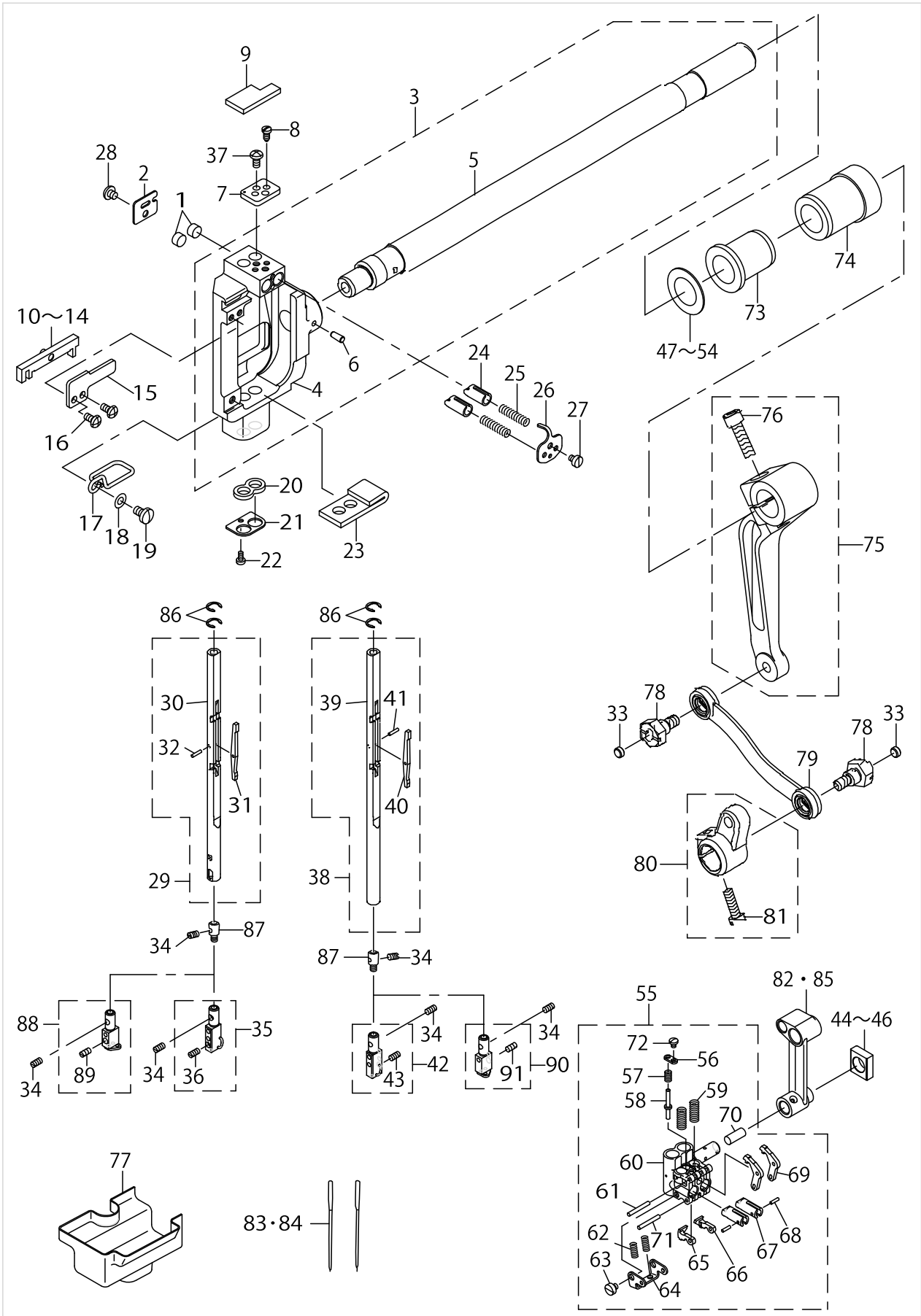
NEEDLE BAR COMPONENTS (2)(FOR LH-3568,3568-7,3588,3588-7)



NEEDLE BAR COMPONENTS (2)(FOR LH-3568,3568-7,3588,3588-7)

No.	C- ons	Le- vel	Parts No.	Replacement	Supply Code	Parts name	Qty	R- ep- Q- TY	Status	Spec	Remarks
1			22903702	11002904	Replaced	ROLLER FELT	2	1.00			
2			22681209			FELT COVER	1				
3			40026402			NEEDLE_BAR_ROCKING_BA	1				
4		*	40026401	40026402	Replaced	NEEDLE_ROD_ROCKING_BA	1	1.00			
5		*	40025329	40026395	Replaced	NEEDLE_BAR_SHAFT	1	1.00			
6		*	PT0502700S0			TAPERED PIN	1				
7			22682702			NEEDLE BAR SWIVEL STO	1				
8			22681712			STOPPER SCREW	2				
9			40039629			FELT	1				
10			22681951			SLIDER BLOCK ASM. A	1				SELECTIVE PAF
11			22682058			SLIDER BLOCK ASM. B	1				SELECTIVE PAF
12			22682157			SLIDE BLOCK	1				SELECTIVE PAF
13			22682256			SLIDER BLOCK ASM. D	1				SELECTIVE PAF
14			22682355			SLIDER BLOCK ASM. E	1				SELECTIVE PAF
15			22681803			SLIDE BLOCK GUIDE PLA1	1				
16			SS4090715SP			SCREW 9/64-40 L=7	2				
17			22685903			FELT GUIDE	1				
18			WP0450000SD			WASHER 4.5X8X0.5	1				
19			SS7110710SP			SCREW 11/64-40 L=7	1				
20			22686000			NEEDLE BAR OIL SEAL FE	1				
21			22685804			NEEDLE BAR OIL SEAL PL	1				
22			SS6060510TP			SCREW 3/32-56 L=4.5	1				
23			22686109			NEEDLE BAR OIL SEAL FE	1				
24			22681407			NEEDLE BAR STOPPER	2				
25			22681506			SPRING	2				
26			22681316	40095222	Replaced	STOPPER SPRING COVER	1	1.00			
27			SS6080410SP			SCREW 1/8-44 L=4	1				
28			SS4090415SP			SCREW 9/64-40 L=4	1				
29			40026983			NEEDLE_BAR_ASM_LEFT	1				
30		*	40026982	40026983	Replaced	NEEDLE_BAR_LEFT	1	1.00			
31		*	22685200	40064252	Replaced	SEESAW PLATE	1	1.00	選択部品	APW- 右 LH-89	
31		*	22685200	40026983	Replaced	SEESAW PLATE	1	1.00	選択部品	LH- 左	
31		*	22685200	40064253	Replaced	SEESAW PLATE	1	1.00	選択部品	APW- 左 LH-8	
31		*	22685200	40026984	Replaced	SEESAW PLATE	1	1.00	選択部品	LH- 右	
32		*	22685408			NEEDLE BAR PIN	1				
33			TA0370301R0			PLUG D-3.7X4.4 L=3	2				
34			B1425526000			SCREW 1/8-44 L=6	4				
35			40029561			ASSY_NEEDLE_CLAMP_L(1/	1				EXCHANGING C
36		*	SS8080660TP			SCREW 1/8-44 L=5.5	2				
37			SS4090715SP			SCREW 9/64-40 L=7	2				
38			40026984			NEEDLE_BAR_ASM_RIGHT	1				
39		*	40026981			NEEDLE_BAR_RIGHT	1				
40		*	22685200	40064252	Replaced	SEESAW PLATE	1	1.00	選択部品	APW- 右 LH-89	
40		*	22685200	40026983	Replaced	SEESAW PLATE	1	1.00	選択部品	LH- 左	
40		*	22685200	40064253	Replaced	SEESAW PLATE	1	1.00	選択部品	APW- 左 LH-8	
40		*	22685200	40026984	Replaced	SEESAW PLATE	1	1.00	選択部品	LH- 右	
41		*	22685408			NEEDLE BAR PIN	1				
42			40029562			ASSY_NEEDLE_CLAMP_R(1/	1				EXCHANGING C
43		*	SS8080660TP			SCREW 1/8-44 L=5.5	2				
44			23204506			ROCKING ROD SQUARE BI	1				SELECTIVE PAF
45			23204605			ROCKING ROD SQUARE BI	1				SELECTIVE PAF
46			23204704			ROCKING ROD SQUARE BI	1				SELECTIVE PAF
47			22606206			SPACER Y	1				SELECTIVE PAF
48			22606305			SPACER Z	1				SELECTIVE PAF
49			22607600			SPACER A	1				SELECTIVE PAF
50			22607709			SPACER B	1				SELECTIVE PAF
51			B1438512B00			WASHER 17.1X28X1.5	1				SELECTIVE PAF
52			22607808			SPACER D	1				SELECTIVE PAF
53			22607907			SPACER E	1				SELECTIVE PAF
54			22606404			SPACER F	1				SELECTIVE PAF

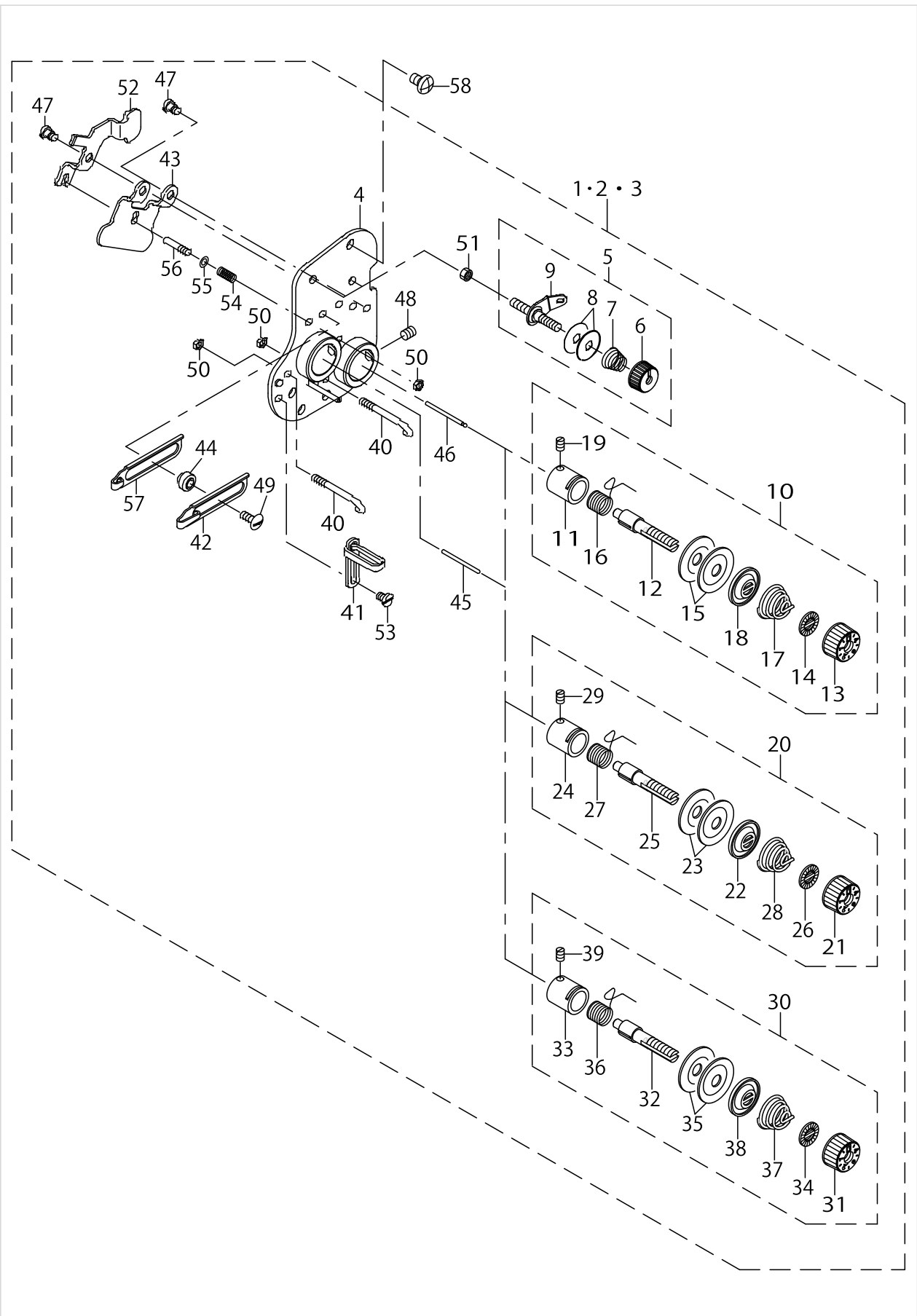
NEEDLE BAR COMPONENTS (2)(FOR LH-3568,3568-7,3588,3588-7)



NEEDLE BAR COMPONENTS (2)(FOR LH-3568,3568-7,3588,3588-7)

No.	C- ons	Le- vel	Parts No.	Replacement	Supply Code	Parts name	Qty	R- ep- Q- TY	Status	Spec	Remarks
55			40032147			NEEDLE_BAR_CONNECTIO	1				
56		*	40059036			RELEASE_PIN_COVER	1				
57		*	22683304			SPRING	1				
58		*	40024473			RELEASE_PIN	1				
59		*	22683809			SPRING	2				
60		*	40028679			NEEDLE_BAR_CONNECTIO	1				
61		*	22683403			NEEDLE BAR CONNECTIO	1				
62		*	22684104			SPRING	2				
63		*	SS6080340SP			SCREW 1/8-44 L=2.9	2				
64		*	22684203			SPRING BRACKET	1				
65		*	22683908			CLUTCH STOPPER, LEFT	1				
66		*	22684005			CLUTCH STOPPER, RIGHT	1				
67		*	40024064			NEEDLE_BAR_CLUTCH	2				
68		*	B1705850000			STOPPER PIN	2				
69		*	22683601			CLUTCH LEVER	2				
70		*	CQ252000000			OIL WICK	0.03				
71		*	40015144			NEEDLE BAR CONNECTIO	1				
72		*	SS7060310SP			SCREW 3/32-56 L=3	1				
73			40023568			BUSHING	1				
74			40023569			BUSHING	1				
75			40033669			ASSY_REAR_ARM	1				
76		*	SM6062502TP			SCREW M6 L=25	1				
77			22685705			OIL GUARD RUBBER	1				
78			40026482			SHOULDER_SCREW	2				
79			40032124			DRIVING_ROD_ASM	1				
80			40028853			ASSY_DRIVING_ARM	1				
81		*	SM6051600SP			SCREW M5 L=16	1				
82			40028200			NEEDLE_BAR_CRANK_ROD	1				FOR LH-3568,L
83	☆		MDP500B1400			NEEDLE DPX5 #14	2				SELECTIVE PAF
84	☆		MDP500B2100			NEEDLE DPX5 #21	2				SELECTIVE PAF
85			40030027			NEEDLE_BAR_CRANK_ROD	1				FOR LH-3588,L
86			40028668			RING_A	4				
87			22682504			SPRING BEARING	2				
88			B1402528FALA			NEEDLE CLAMP ASM. 1/4	1				TYPE G
89		*	SS8080660TP			SCREW 1/8-44 L=5.5	2				
90			B1402528FARA			NEEDLE CLAMP ASM. 1/4	1				TYPE G
91		*	SS8080660TP			SCREW 1/8-44 L=5.5	2				

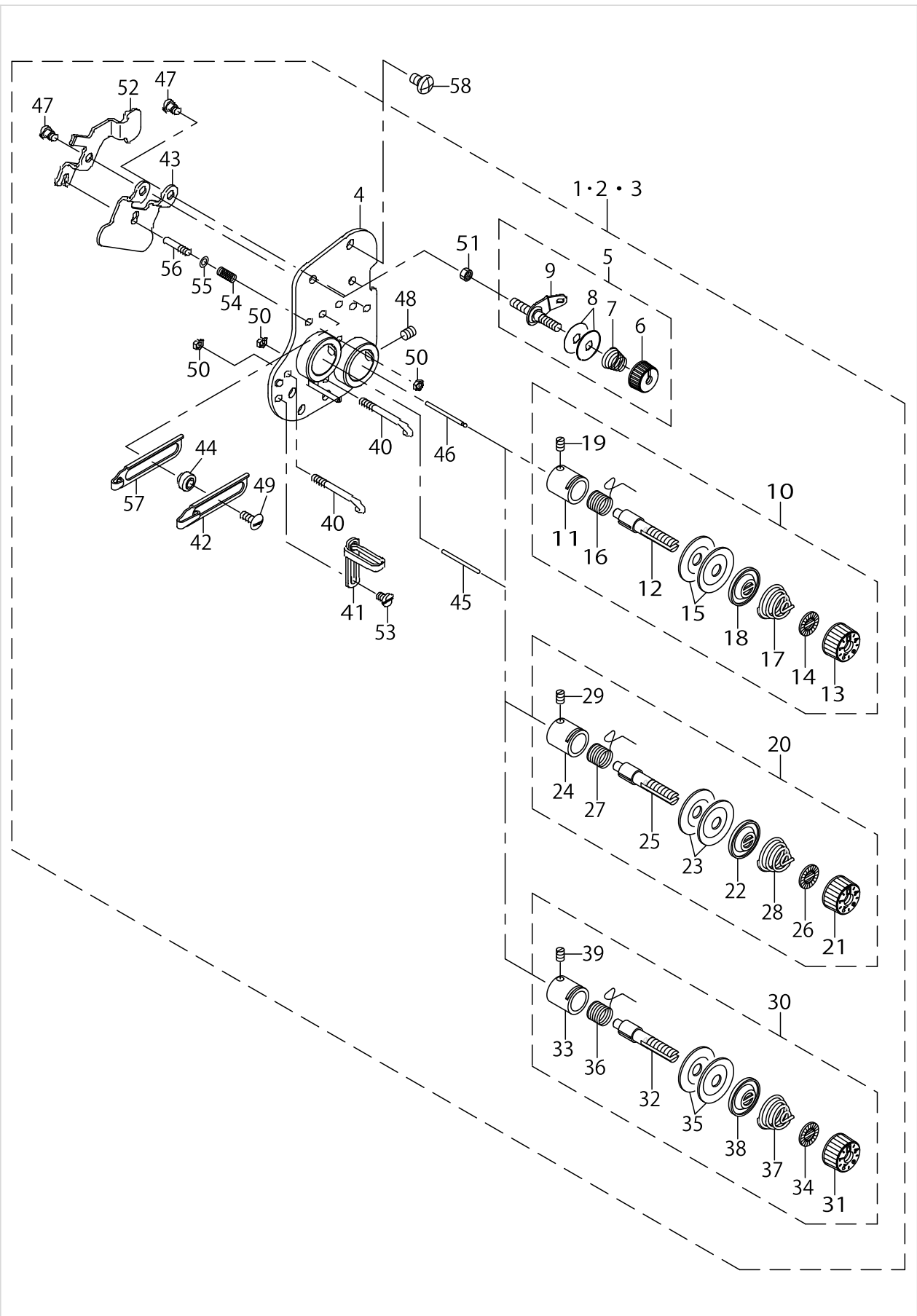
TENSION POST COMPONENTS (1)(FOR LH-3528,3528-7,3578,3578-7)



TENSION POST COMPONENTS (1)(FOR LH-3528,3528-7,3578,3578-7)

No.	C- ons	Le- vel	Parts No.	Replacement	Supply Code	Parts name	Qty	R- ep- Q- TY	Status	Spec	Remarks
1			40032707			COMP_THREAD_TENSION_2	1				TYPE S,F
2			40032708			COMP_THREAD_TENSION_2	1				TYPE G
3			40032709			COMP_THREAD_TENSION_2	1				TYPE A
4		*	40028250	40032707	Replaced	ASSY_TENSION_BASE_PLAT	1	1.00	選択部品	LH-3528S	
4		*	40028250	40032708	Replaced	ASSY_TENSION_BASE_PLAT	1	1.00	選択部品	LH-3528G	
4		*	40028250	40032709	Replaced	ASSY_TENSION_BASE_PLAT	1	1.00	選択部品	LH-3528A	
4		*	40028250	40032710	Replaced	ASSY_TENSION_BASE_PLAT	1	1.00	選択部品	LH-3568S	
4		*	40028250	40032711	Replaced	ASSY_TENSION_BASE_PLAT	1	1.00	選択部品	LH-3568G	
4		*	40028250	40061321	Replaced	ASSY_TENSION_BASE_PLAT	1	1.00	選択部品	APW-895	
5		*	40052366			ASSY_THREAD_TENSION	2				
6		*	11072402			THREAD TENSION NUT	1				
7		*	22945505			THREAD TENSION SPRING	1				
8		*	B3214047000	22945802	Replaced	BOBBIN WINDER TENSION	2	1.00			
9		*	22529473			BOBBIN THREAD TENSION	1				
10		*	40056698			THREAD TENSION ASM.	1				TYPE S,F
11		*	22945307			THREAD TENSION POST B.	1				
12		*	22921209			THREAD TENSION POST	1				
13		*	23626005			THREAD TENSION NUT	1				
14		*	22921407			ROTATION STOPPER	1				
15		*	22921506			THREAD TENSION DISK	2				
16	☆	*	22921605			THREAD TAKE-UP SPRING	1				
17		*	B3129012A00			TENSION SPRING	1				
18		*	22921803			DISK STOPPER	1				
19		*	SS8090670SP			SCREW 9/64-40 L= 5.5	1				
20		*	40025161			ASSY_THREAD_TENSION_G	1				TYPE G
21		*	23626005			THREAD TENSION NUT	1				
22		*	22921803			DISK STOPPER	1				
23		*	22921506			THREAD TENSION DISK	2				
24		*	22945307			THREAD TENSION POST B.	1				
25		*	40025162			THREAD_TENSION_POST	1				
26		*	22921407			ROTATION STOPPER	1				
27	☆	*	22921605			THREAD TAKE-UP SPRING	1				
28		*	22962005	B3114232000	Replaced	THREAD TENSION SPRING	1	1.00			
29		*	SS8090670SP			SCREW 9/64-40 L= 5.5	1				
30		*	23627458			THREAD TENSION ASM. ,F	1				TYPE A
31		*	23626005			THREAD TENSION NUT	1				
32		*	B3115552000			TENSION POST	1				
33		*	B3111126000	22945307	Replaced	TENSION POST SOCKET	1	1.00			
34		*	B3120125000			ROTATING STOPPER	1				
35		*	B3126012000	22921506	Replaced	THREAD TENSION DISK	2	1.00			
36	☆	*	D3128555D00			TAKE-UP SPRING	1				
37		*	D3129555D00			THREAD TENSION SPRING	1				
38		*	B3132552000			THREAD TENSION DISK PF	1				
39		*	SS8090670SP			SCREW 9/64-40 L= 5.5	1				
40		*	B1118512000A			THREAD GUIDE A	2				
41		*	40060693			THREAD_GUIDE_UPPER_A	1				
42		*	40060840			THREAD_TAKE_UP_GUIDE_I	1				
43		*	40034660			DISK_RELEASE_PLATE	1				
44		*	23203300			THREAD GUIDE COLLAR	2				
45		*	B3118552F00			TENSION RELEASING PIN	1				
46		*	B3118552I00			TENSION RELEASING PIN I	1				
47		*	SD0470316TP			SHOULDER SCREW D=4.7 I	3				
48		*	SM8050612TP			SCREW M5X6	2				
49		*	SS5091020SP			SCREW 9/64-40 L= 9.5	2				
50		*	NS6080210SP			NUT 1/8-44	3				
51		*	NS6110310SP			NUT 11/64-40	2				
52		*	40034840			RELEASE_LEVER	1				
53		*	SS6090520SP			SCREW 9/64-40 L= 5.0	1				
54		*	40009222			PRESSER PLATE ADJUSTIN	1				
55		*	WP0350516SD	WP0320500SD	Replaced	WASHER 3.5X6X0.5	1	1.00			

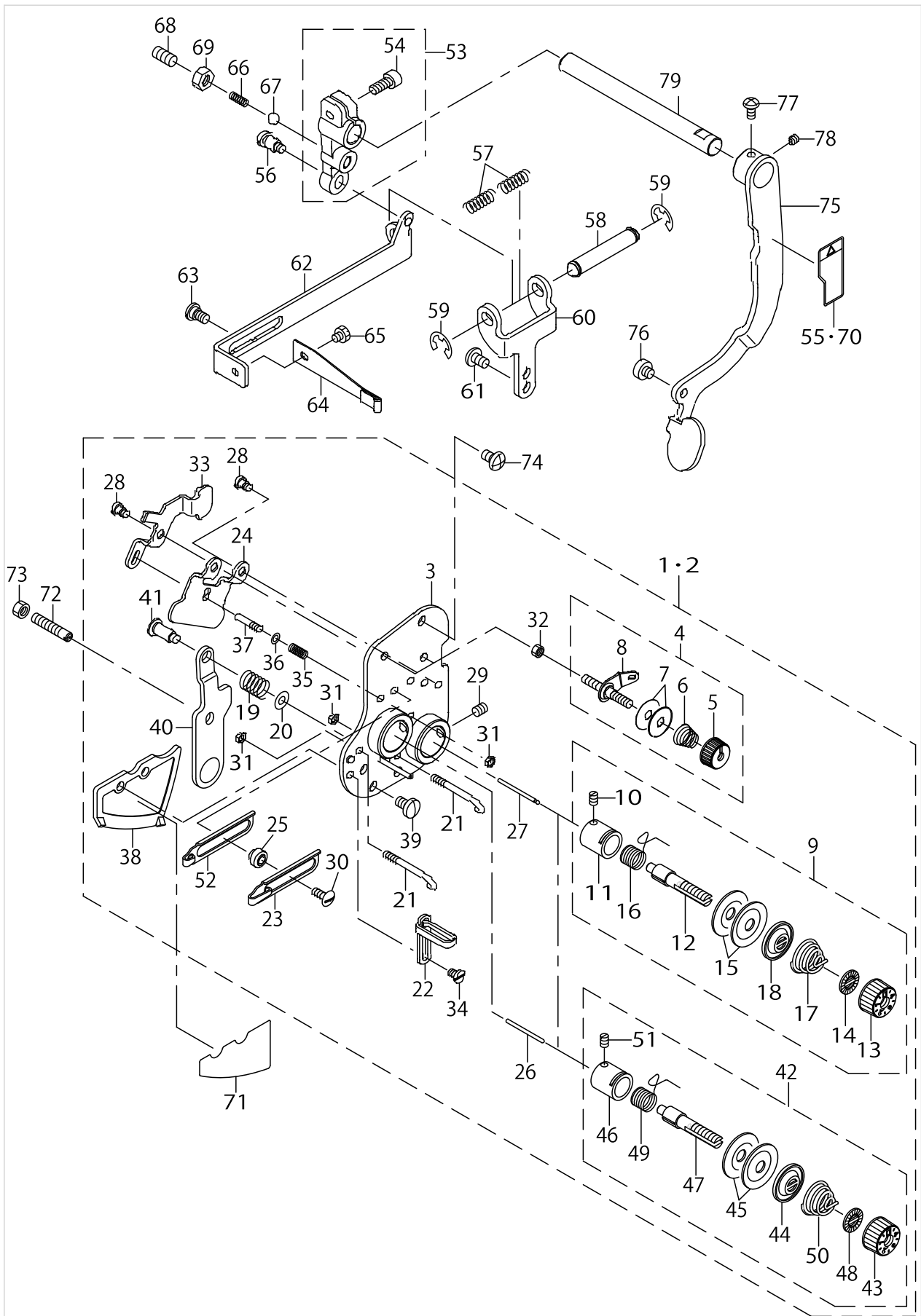
TENSION POST COMPONENTS (1)(FOR LH-3528,3528-7,3578,3578-7)



TENSION POST COMPONENTS (1)(FOR LH-3528,3528-7,3578,3578-7)

No.	C- ons	Le- vel	Parts No.	Replacement	Supply Code	Parts name	Qty	R- ep. Q- TY	Status	Spec	Remarks
56		*	40015699			SPRING_GUIDE	1				
57		*	40060689			THREAD_TAKE_UP_GUIDE	1				
58			SM4050855SP			SCREW	2				

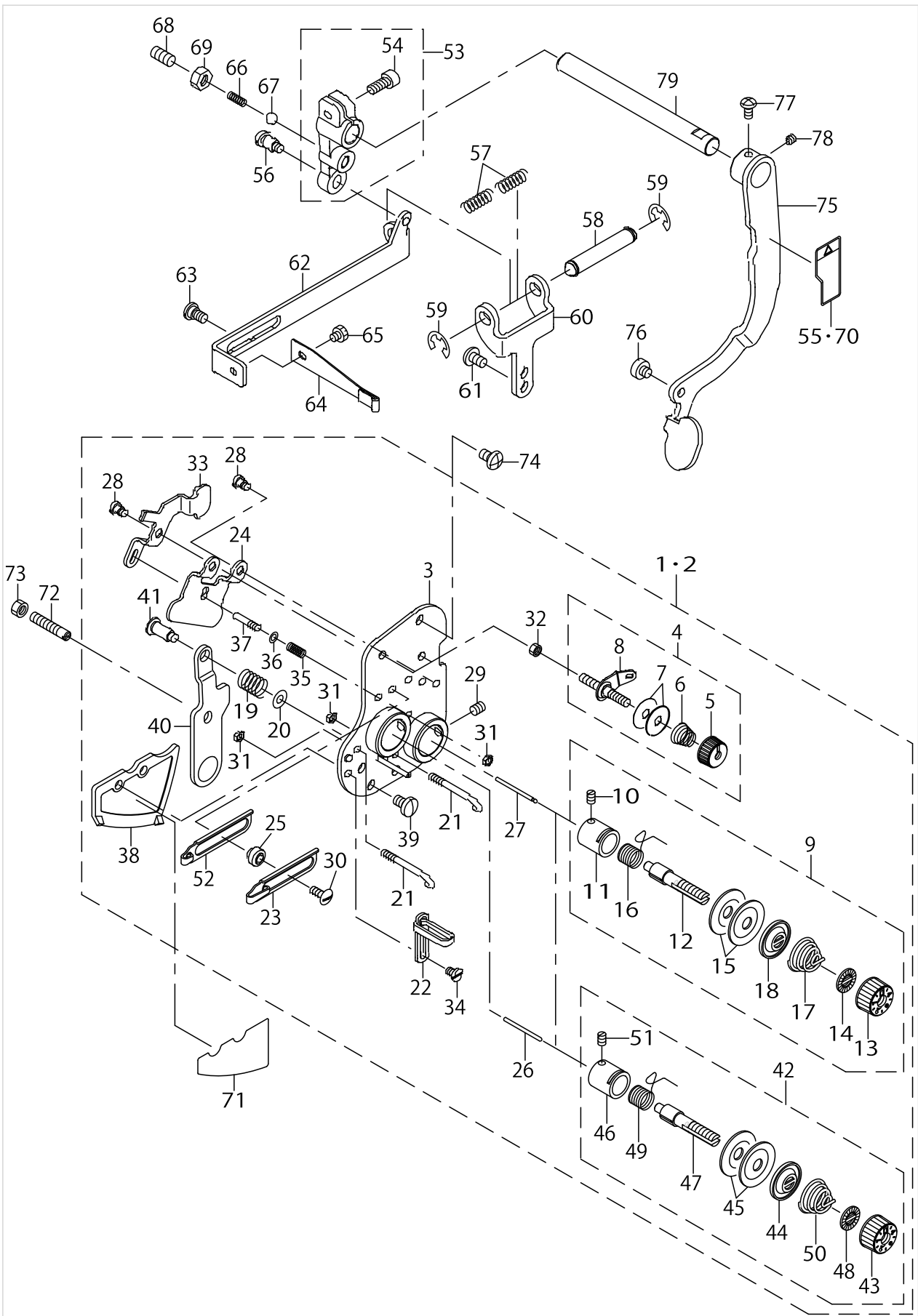
TENSION POST COMPONENTS (2)(FOR LH-3568,3568-7,3588,3588-7)



TENSION POST COMPONENTS (2)(FOR LH-3568,3568-7,3588,3588-7)

No.	C- ons	Le- vel	Parts No.	Replacement	Supply Code	Parts name	Qty	R- ep- Q- TY	Status	Spec	Remarks
1			40032710			COMP_THREAD_TENSION_6	1				TYPE S
2			40032711			COMP_THREAD_TENSION_6	1				TYPE G
3		*	40028250	40032707	Replaced	ASSY_TENSION_BASE_PLAT	1	1.00	選択部品	LH-3528S	
3		*	40028250	40032708	Replaced	ASSY_TENSION_BASE_PLAT	1	1.00	選択部品	LH-3528G	
3		*	40028250	40032709	Replaced	ASSY_TENSION_BASE_PLAT	1	1.00	選択部品	LH-3528A	
3		*	40028250	40032710	Replaced	ASSY_TENSION_BASE_PLAT	1	1.00	選択部品	LH-3568S	
3		*	40028250	40032711	Replaced	ASSY_TENSION_BASE_PLAT	1	1.00	選択部品	LH-3568G	
3		*	40028250	40061321	Replaced	ASSY_TENSION_BASE_PLAT	1	1.00	選択部品	APW-895	
4		*	40052366			ASSY_THREAD_TENSION	2				
5		*	11072402			THREAD TENSION NUT	1				
6		*	22945505			THREAD TENSION SPRING	1				
7		*	B3214047000	22945802	Replaced	BOBBIN WINDER TENSION	2	1.00			
8		*	22529473			BOBBIN THREAD TENSION	1				
9		*	40056698			THREAD TENSION ASM.	2				TYPE S
10		*	SS8090670SP			SCREW 9/64-40 L= 5.5	1				
11		*	22945307			THREAD TENSION POST B.	1				
12		*	22921209			THREAD TENSION POST	1				
13		*	23626005			THREAD TENSION NUT	1				
14		*	22921407			ROTATION STOPPER	1				
15		*	22921506			THREAD TENSION DISK	2				
16	☆	*	22921605			THREAD TAKE-UP SPRING	1				
17		*	B3129012A00			TENSION SPRING	1				TYPE S
18		*	22921803			DISK STOPPER	1				
19		*	B1449526000			REPOSITIONING LEVER SP	1				
20		*	WP0450801SP			WASHER	1				
21		*	B1118512000A			THREAD GUIDE A	2				
22		*	40060693			THREAD_GUIDE_UPPER_A	1				
23		*	40060840			THREAD_TAKE_UP_GUIDE_I	1				
24		*	40034660			DISK_RELEASE_PLATE	1				
25		*	23203300			THREAD GUIDE COLLAR	2				
26		*	B3118552F00			TENSION RELEASING PIN	1				
27		*	B3118552I00			TENSION RELEASING PIN I	1				
28		*	SD0470316TP			SHOULDER SCREW D=4.7 H	3				
29		*	SM8050612TP			SCREW M5X6	2				
30		*	SS5091020SP			SCREW 9/64-40 L= 9.5	2				
31		*	NS6080210SP			NUT 1/8-44	3				
32		*	NS6110310SP			NUT 11/64-40	2				
33		*	40034840			RELEASE_LEVER	1				
34		*	SS6090520SP			SCREW 9/64-40 L= 5.0	1				
35		*	40009222			PRESSER PLATE ADJUSTIN	1				
36		*	WP0350516SD	WP0320500SD	Replaced	WASHER 3.5X6X0.5	1	1.00			
37		*	40015699			SPRING_GUIDE	1				
38		*	40028258	40032710	Replaced	REPOSITIONING_LEVER_BA	1	1.00			
39		*	SM7050850TP			SCREW M5 L=8	2				
40		*	40028262			REPOSITIONING_RELEASE_	1				
41		*	SD0601171SP			HINGE SCREW D= 6 H=11	1				
42		*	40025161			ASSY_THREAD_TENSION_G	1				TYPE G
43		*	23626005			THREAD TENSION NUT	1				
44		*	22921803			DISK STOPPER	1				
45		*	22921506			THREAD TENSION DISK	2				
46		*	22945307			THREAD TENSION POST B.	1				
47		*	40025162			THREAD_TENSION_POST	1				
48		*	22921407			ROTATION STOPPER	1				
49	☆	*	22921605			THREAD TAKE-UP SPRING	1				
50		*	22962005	B3114232000	Replaced	THREAD TENSION SPRING	1	1.00			
51		*	SS8090670SP			SCREW 9/64-40 L= 5.5	1				
52		*	40060689			THREAD_TAKE_UP_GUIDE	1				
53		*	40032327			ASSY_REPOSITIONING_ARM	1				
54		*	SM6051202TP			SCREW M5X0.8 L=12	1				
55		*	CM300400902			LABEL_04	1				EXCEPT CHINA

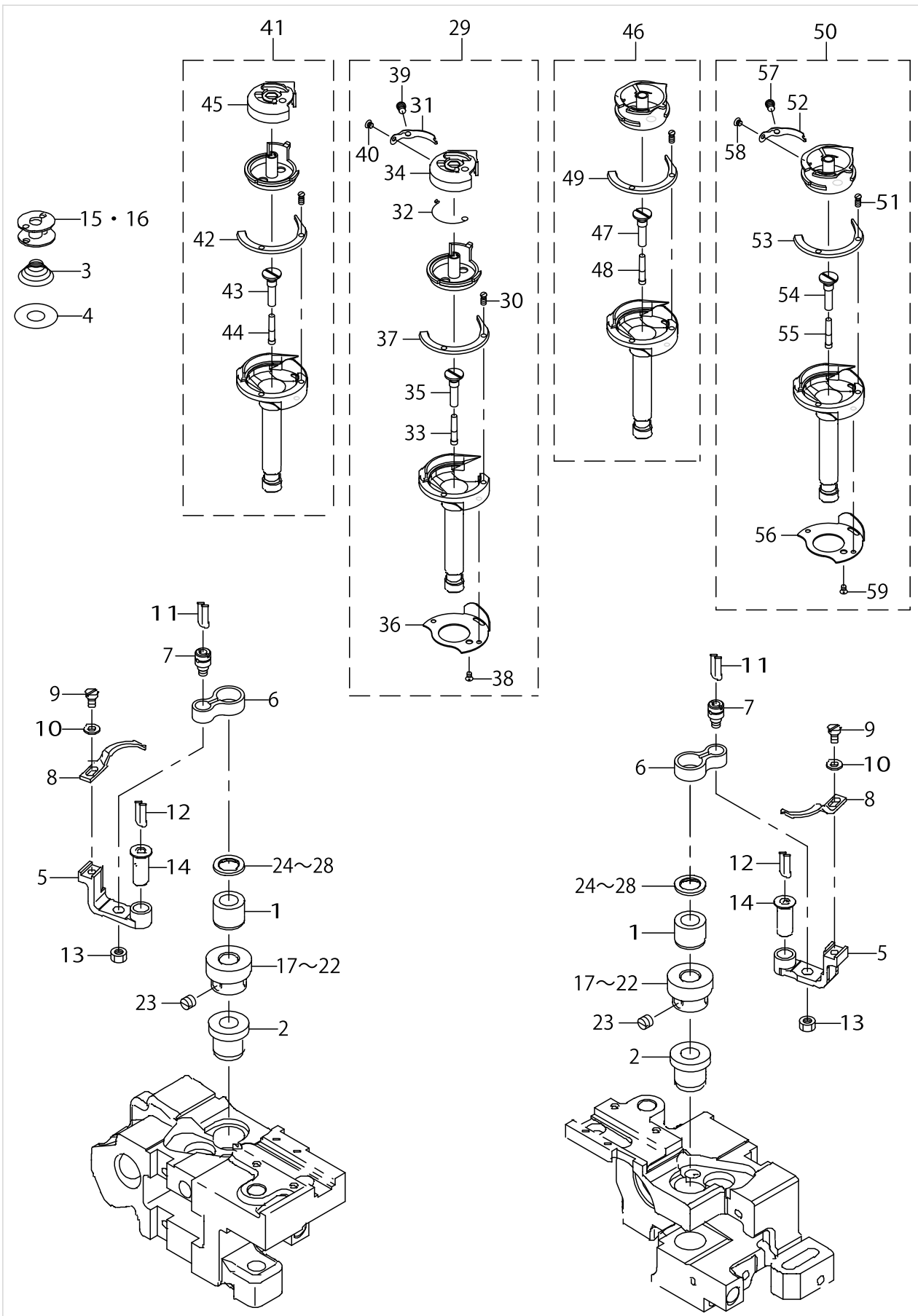
TENSION POST COMPONENTS (2)(FOR LH-3568,3568-7,3588,3588-7)



TENSION POST COMPONENTS (2)(FOR LH-3568,3568-7,3588,3588-7)

No.	C- ons	Le- vel	Parts No.	Replacement	Supply Code	Parts name	Qty	R- ep. Q- TY	Status	Spec	Remarks
56			SD0640752TP			HINGE SCREW D= 6.35 H=	1				
57			22687503			SPRING	2				
58			22687701			SPRING SHAFT	1				
59			RE0700000K0			E-RING 7	2				
60			22687602			SPRING BASE	1				
61			SM4050855SP			SCREW	2				
62			22687107			REPOSITIONING PLATE	1				
63			SD0640247TP			SHOULDER SCREW D=6.35	2				
64			22687008			LEAF SPRING	1				
65			SS9110460CP			SCREW 11/64-40 L=4	1				
66			40028641			ADJUSTING_SPRING	1				
67			22615702			OIL ADJUSTING BALL	1				
68			SM8061212TP			SCREW M6X12	1				
69			NM6060001CP			NUT M6	1				
70			CM300400901			LABEL_04_C	1				FOR CHINA
71			40035441			LABEL	1				
72			40028843			LEVER_PIN_SCREW	1				
73			NM6050001SP			NUT M5	1				
74			SM4050855SP			SCREW	2				
75			40028259			ASSY_REPOSITIONING_LEV	1				
76			SM6050450TP			SCREW M5 L=4	1				
77			SM4040855SP			SCREW	1				
78			SM8040412TP			SET SCREW M4 L=4	1				
79			40028844			REPOSITIONING_LEVER_SH	1				

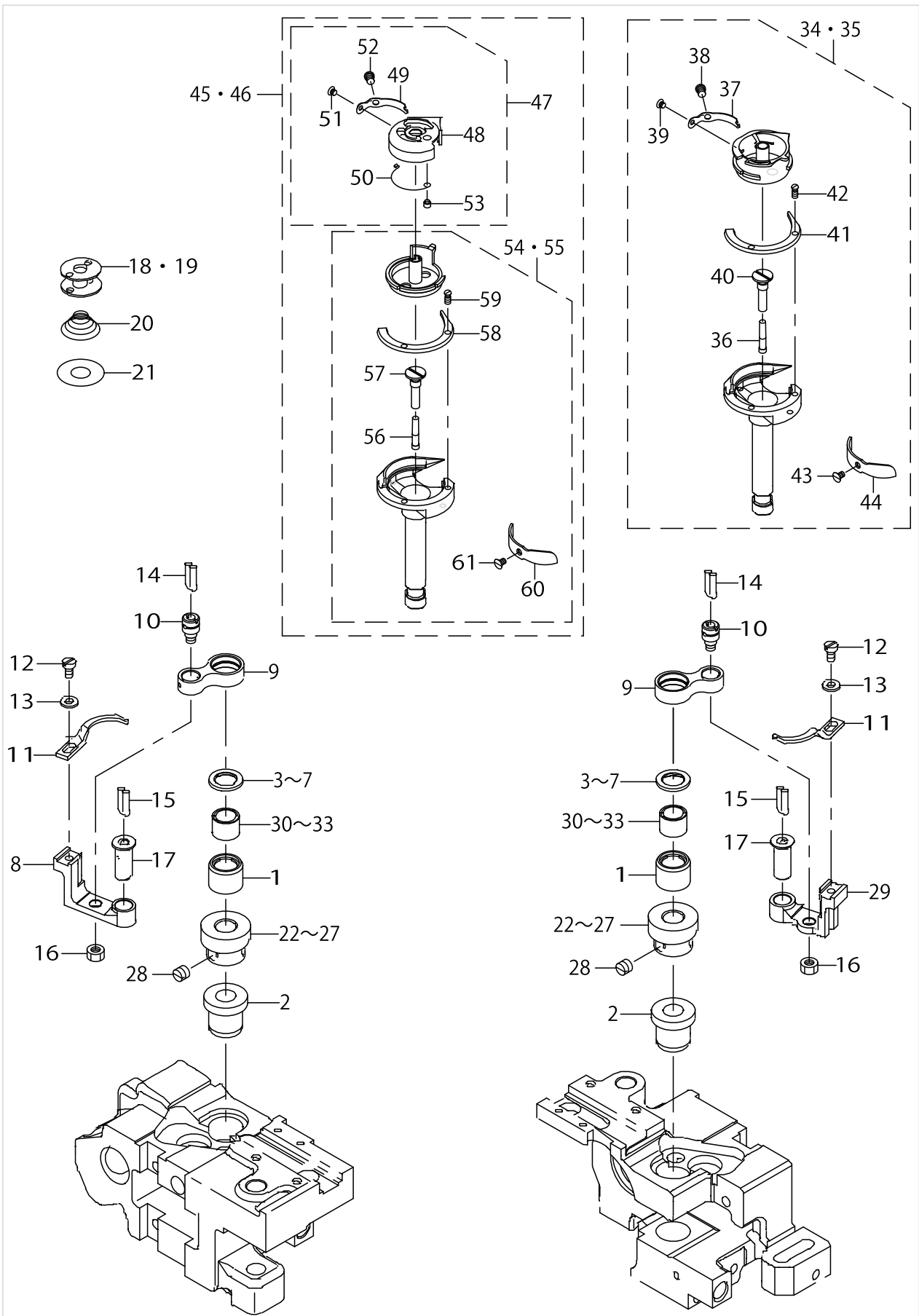
HOOK & HOOK DRIVING SHAFT COMPONENTS (1)(FOR LH-3528,3528-7,3568,3568-7)



HOOK & HOOK DRIVING SHAFT COMPONENTS (1)(FOR LH-3528,3528-7,3568,3568-7)

No.	C- ons	Le- vel	Parts No.	Replacement	Supply Code	Parts name	Qty	R- ep- Q- TY	Status	Spec	Remarks
1			40042121			HOOK_UPPER_BUSH	2				
2			40028491	40104436	Replaced	HOOK_LOWER_BUSH	2	1.00			
3			10111508			SPRING	2				FOR LH-3528-7
4			22653802			SHEET	2				FOR LH-3528-7
5			B1822051000			OPENING LEVER CRANK	2				
6			B1820563000			BOBBIN CASE OPENING LF	2				
7			B1821051000			CRANK SCREW STUD	2				
8			22613509			BOBBIN CASE OPENING LF	2				
9			SS6090810TP			SCREW 9/64-40 L=7.5	2				
10			WP0371016SD			WASHER 3.7X8X1	2				
11			CQ202000000			OIL WICK	.3				
12			CQ202000000			OIL WICK	.3				
13			NS6110420SP			NUT 11/64-40	2				
14			B1823051000			OPENING LEVER CRANK P	2				
15	☆		B9117051000			BOBBIN	2				FOR LH-3528,L
16	☆		10210805			HARD ALUMITE BOBBIN	2				FOR LH-3528-7
17	☆		40040549			HOOK_SHAFT_GEAR-E	2				SELECTIVE PAF
18	☆		40040550			HOOK_SHAFT_GEAR-F	2				SELECTIVE PAF
19			40028560			HOOK_SHAFT_GEAR-A	2				SELECTIVE PAF
20			40028561			HOOK_SHAFT_GEAR-B	2				SELECTIVE PAF
21			40028562			HOOK_SHAFT_GEAR-C	2				SELECTIVE PAF
22			40028563			HOOK_SHAFT_GEAR-D	2				SELECTIVE PAF
23			SM8060550TP			SCREW M6 L=4.5	6				
24			22614002			THRUST WASHER, A	2				SELECTIVE PAF
25			22614101			THRUST WASHER, B	2				SELECTIVE PAF
26			22614200			SPACER, C	2				SELECTIVE PAF
27			10112605			THRUST WASHER 1.7	2				SELECTIVE PAF
28			10112704			THRUST WASHER 1.8	2				SELECTIVE PAF
29	☆		40036684			ASSY-CAP_HOOK	1				FOR LH-3568
30		*	10112803			SCREW	1				
31		*	22688402			TENSION ADJUSTING SPRING	1				
32		*	22688204			SPRING	1				
33		*	11015906			OIL WICK	1				
34		*	22688154			BOBBIN CASE ASM.	1				
35		*	40012805			TOP COVER R	1				
36		*	22612303			NEEDLE POSITIONER	1				
37		*	40036689			HOOK_GIB_TRIM	1				
38		*	10112902			SCREW	1				
39		*	22612907			TENSION ADJUSTING SCREW	1				
40		*	10110500			TENSION SPRING INSTALL	1				
41	☆		40036685			ASSY-CAP_HOOK_TRIM	1				FOR LH-3568-7
42		*	40036689			HOOK_GIB_TRIM	1				
43		*	40012085			OIL_PLUG	1				
44		*	11015906			OIL WICK	1				
45		*	22688105			BOBBIN CASE	1				
46		*	40036683			ASSY-RATCH_HOOK_TRIM	1				FOR LH-3528-7
47		*	40012085			OIL_PLUG	1				
48		*	11015906			OIL WICK	1				
49		*	40036689			HOOK_GIB_TRIM	1				
50		*	40036682			ASSY-RATCH_HOOK	1				FOR LH-3528
51		*	10112803			SCREW	1				
52		*	22612402			BOBBIN CASE TENSION SP	1				
53		*	40036689			HOOK_GIB_TRIM	1				
54		*	40012085			OIL_PLUG	1				
55	☆	*	11015906			OIL WICK	1				
56		*	22612303			NEEDLE POSITIONER	1				
57		*	10110609			TENSION ADJUSTING SCREW	1				
58		*	10110500			TENSION SPRING INSTALL	1				
59		*	10112902			SCREW	1				

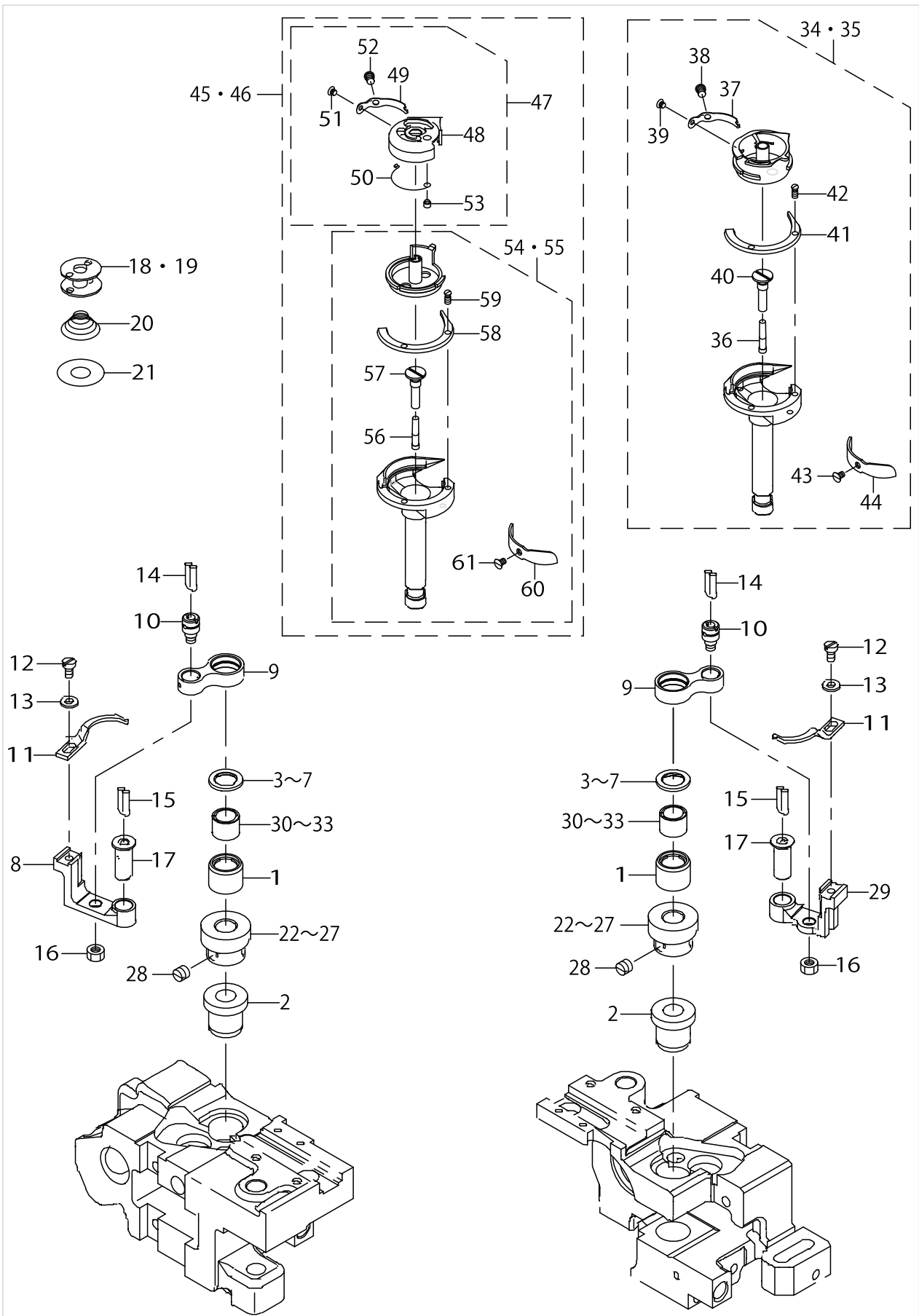
HOOK & HOOK DRIVING SHAFT COMPONENTS (2)(FOR LH-3578,3578-7,3588,3588-7)



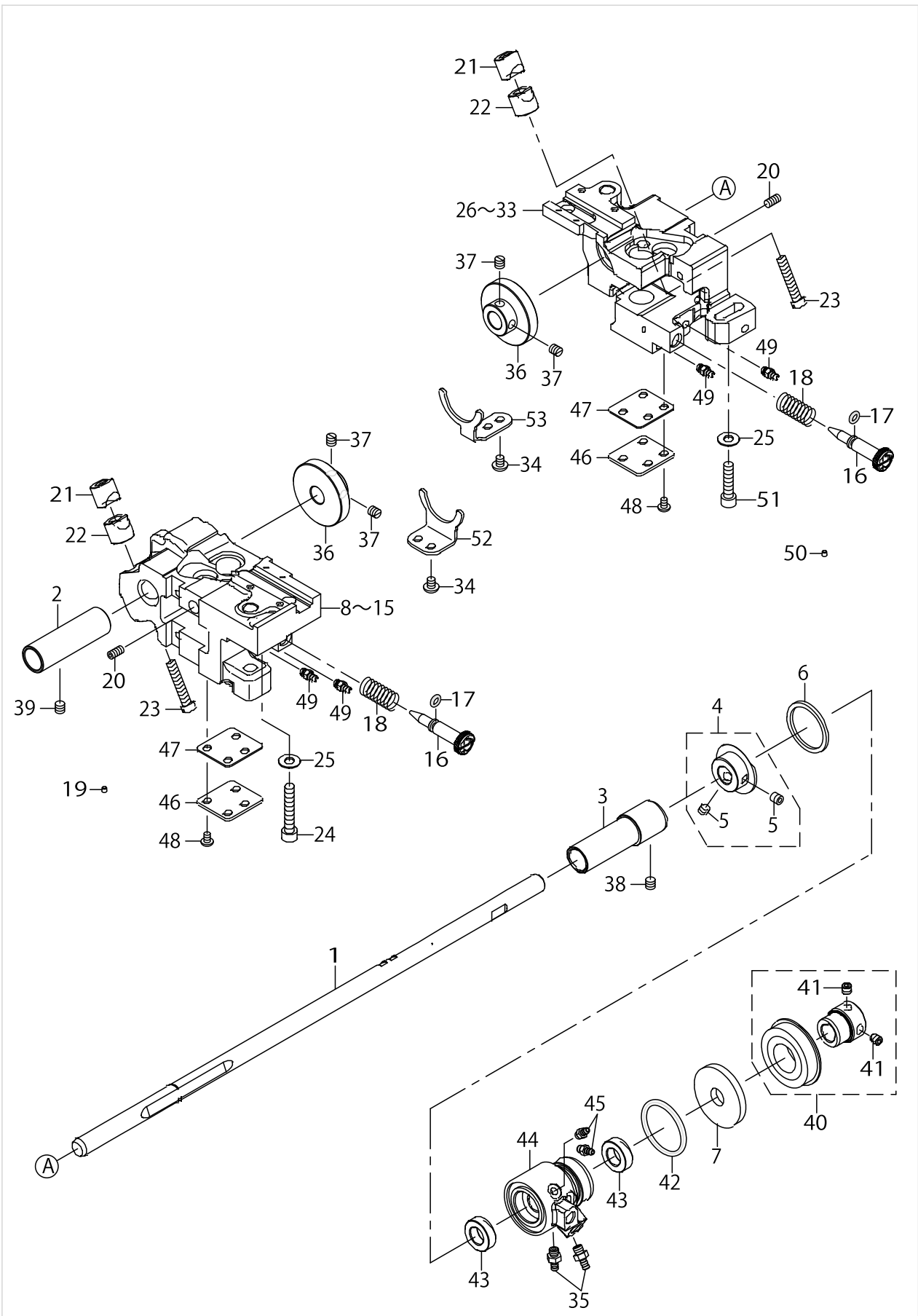
HOOK & HOOK DRIVING SHAFT COMPONENTS (2)(FOR LH-3578,3578-7,3588,3588-7)

No.	C- ons	Le- vel	Parts No.	Replacement	Supply Code	Parts name	Qty	R- ep. Q- TY	Status	Spec	Remarks
1			40050003			HOOK_SHAFT_BUSH_A	2				
2			40028491	40104436	Replaced	HOOK_LOWER_BUSH	2	1.00			
3			10111201			THRUST WASHER, F	2				SELECTIVE PAF
4			10109809			THRUST WASHER, B	2				SELECTIVE PAF
5			10112506			THRUST WASHER 1.6	2				SELECTIVE PAF
6			10111003			THRUST WASHER 1.2	2				SELECTIVE PAF
7			10111102			THRUST WASHER 1.3	2				SELECTIVE PAF
8			22813109			OPENING LEVER CRANK	1				
9			22813000			BOBBIN CASE OPENING LE	2				
10			B1821051000			CRANK SCREW STUD	2				
11			40057361			OPENING_LEVER	2				
12			SS6090810TP			SCREW 9/64-40 L=7.5	2				
13			WP0371016SD			WASHER 3.7X8X1	2				
14			CQ202000000			OIL WICK	.3				
15			CQ202000000			OIL WICK	.3				
16			NS6110420SP			NUT 11/64-40	2				
17			B1823051000			OPENING LEVER CRANK P	2				
18	☆		B9117563000			BOBBIN	2				FOR LH-3578,L
19	☆		10231603			BOBBIN	2				FOR LH-3578-7
20	☆		40055358			SPRING_L	2				FOR LH-3578-7
21	☆		22819809			SHEET	2				FOR LH-3578-7
22			40028560			HOOK_SHAFT_GEAR-A	2				SELECTIVE PAF
23			40028561			HOOK_SHAFT_GEAR-B	2				SELECTIVE PAF
24			40028562			HOOK_SHAFT_GEAR-C	2				SELECTIVE PAF
25			40028563			HOOK_SHAFT_GEAR-D	2				SELECTIVE PAF
26			40040549			HOOK_SHAFT_GEAR-E	2				SELECTIVE PAF
27			40040550			HOOK_SHAFT_GEAR-F	2				SELECTIVE PAF
28			SM8060550TP			SCREW M6 L=4.5	6				
29			40053371			INNERHOOK_GUIDE_ARM_F	1				
30			SB30953010A			NEEDLE BEARING 9.525X9.	2				SELECTIVE PAF
31			SB30953010B		Discontinue	NEEDEL BEARING	2				SELECTIVE PAF
32			SB30953010C			NEEDLE BEARING 9.525X9.	2				SELECTIVE PAF
33			SB30953010D			BEARING	2				SELECTIVE PAF
34	☆		40043333			ASSY_RATCH_LARGEHOOK	1				FOR LH-3578
35	☆		40043334			ASSY_RATCH_LARGEHOOK	1				FOR LH-3578-7
36		*	11404704			OIL WICK	1				
37		*	22813802			BOBBIN CASE TENSION SP	1				
38		*	10110609			TENSION ADJUSTING SCRE	1				
39		*	10110500			TENSION SPRING INSTALLI	1				
40		*	40012085			OIL_PLUG	1				
41		*	40018978			HOOK_GIB	1				
42		*	10112803			SCREW	1				
43		*	22814008			SCREW	1				
44		*	22813703			NEEDLE POSITIONER	1				
45	☆		40043335			ASSY_LARGEHOOK	1				FOR LH-3588
46	☆		40043336			ASSY_LARGEHOOK(T)	1				FOR LH-3588-7
47		*	22827257			BOBBIN CASE ASM.	1				
48		*	22827208			BOBBIN CASE	1				
49		*	22827406			SPRING(0.3)	1				
50		*	22827307			SPRING	1				
51		*	10110500			TENSION SPRING INSTALLI	1				
52		*	10110609			TENSION ADJUSTING SCRE	1				
53		*	SS6560150SH			SCREW 3/32-80 L=1.3	1				
54		*	40059786			LARGE HOOK EXCEPT CA	1				FOR LH-3588
55		*	40059787			LARGE HOOK TRIM EXCEI	1				FOR LH-3588-7
56		*	11404704			OIL WICK	1				
57		*	40012085			OIL_PLUG	1				
58		*	40018978			HOOK_GIB	1				
59		*	10112803			SCREW	1				
60		*	22813703			NEEDLE POSITIONER	1				

HOOK & HOOK DRIVING SHAFT COMPONENTS (2)(FOR LH-3578,3578-7,3588,3588-7)



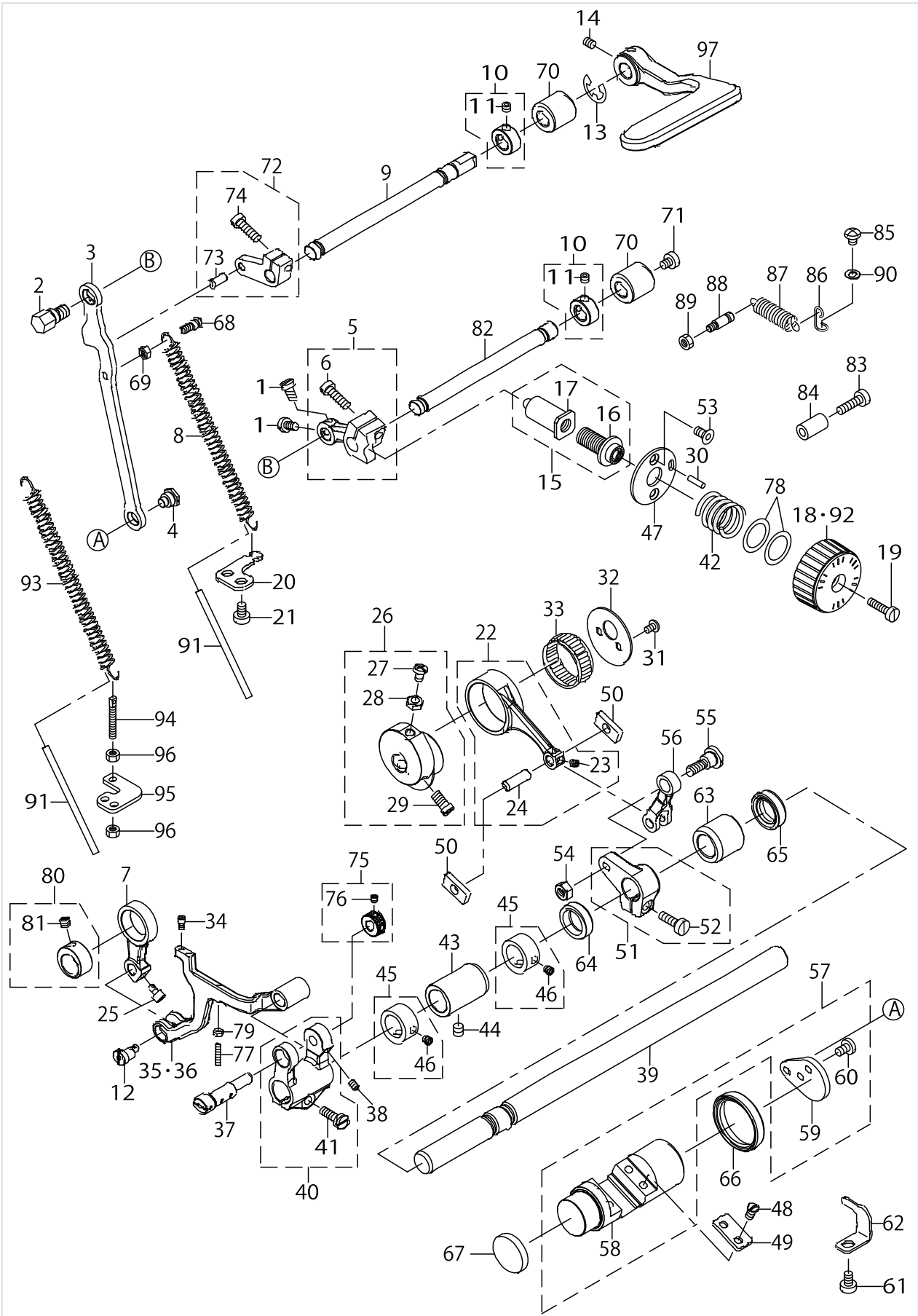
HOOK & HOOK DRIVING SHAFT COMPONENTS (3)



HOOK & HOOK DRIVING SHAFT COMPONENTS (3)

No.	C- ons	Le- vel	Parts No.	Replacement	Supply Code	Parts name	Qty	R- ep. Q- TY	Status	Spec	Remarks
1			40028271			LOWER_SHAFT	1				
2			40028851			LOWER_SHAFT_BUSH-F	1				
3			40030915	40104435	Replaced	LOWER_SHAFT_BUSH-M	1	1.00			
4			40031351			ASSY-LOWER_SHAFT_COL	1				
5		*	SM8060612TP			SCREW M6 L=6	2				
6			40013061			THRUST_WASHER	1				
7			23618804			OIL SEAL	1				
8			40028485			HOOK_SHAFT_BASE-L	1				FOR LH-3528,L
9			40028487			HOOK_SHAFT_BASE-L-TRI	1				FOR LH-3528-7
10			40034969			HOOK_SHAFT_BASE_L	1				FOR LH-3528,L
11			40034971			HOOK_SHAFT_BASE_L-TRI	1				FOR LH-3528-7
12			40058117			L-HOOK_SHAFT_BASE-L	1				FOR LH-3578,L
13			40058119			L-HOOK_SHAFT_BASE-L-1	1				FOR LH-3578-7
14			40043921			L-HOOK_SHAFT_BASE-L	1				FOR LH-3578,L
15			40043923			L-HOOK_SHAFT_BASE-L-1	1				FOR LH-3578-7
16			40042141			OIL_ADJUSTING_SCREW	2				
17			RO044240100			RUBBER RING	2				
18			40029570			OIL_ADJUSTING_SPRING	2				
19			TA0290301M0			PLUG	6				
20			SM8051002TP			SCREW M5 L=10	2				
21			10109908			SADDLE INSTALLING BLOC	2				
22			10112407			SADDLE INSTALLING BLOC	2				
23			SS6153040SP			SCREW 15/64-28 L=30	2				
24			SM6063750SP			SCREW M6 L=37	1				
25			WP0621046SP			WASHER	2				
26			40028486			HOOK_SHAFT_BASE-R	1				FOR LH-3528,L
27			40028488			HOOK_SHAFT_BASE-R-TRI	1				FOR LH-3528-7
28			40034970			HOOK_SHAFT_BASE_R	1				FOR LH-3528,L
29			40034972			HOOK_SHAFT_BASE_R-TRI	1				FOR LH-3528-7
30			40058118			L-HOOK_SHAFT_BASE-R	1				FOR LH-3578,L
31			40058120			L-HOOK_SHAFT_BASE-R-1	1				FOR LH-3578-7
32			40043922			L-HOOK_SHAFT_BASE-R	1				FOR LH-3578,L
33			40043924			L-HOOK_SHAFT_BASE-R-1	1				FOR LH-3578-7
34			SM4050655SP			SCREW M5 L=6	4				
35			SQ2060451MZ			CONNECTING SCREW	2				
36			40028489			LOWER_SHAFT_GEAR	2				
37			SM8060610TP			SCREW	4				
38			SM8060612TP			SCREW M6 L=6	1				
39			SM8060612TP			SCREW M6 L=6	1				
40			40028656	40150033	Replaced	ASSY-LOWER_SHAFT_BEA	1	1.00			
41		*	SM8060612TP			SCREW M6 L=6	2				
42			RO257350100			O-RING	1				
43			22888507			OIL SEAL	2				
44			40011947			LOWER_PLUNGER_BUSH	1				
45			SQ2050453MZ			CONNECTING SCREW	2				
46			40022589			BOTTOM_COVER	2				
47			40022590			BOTTOM_COVER_GASKET	2				
48			SM40508555SP			SCREW	8				
49			SQ2050453MZ			CONNECTING SCREW	4				
50			TA0290301M0			PLUG	6				
51			SM6062500SP			SCREW M6 L=25	1				
52			40028495			GEAR_GUIDE-L	1				
53			40028496			GEAR_GUIDE-R	1				

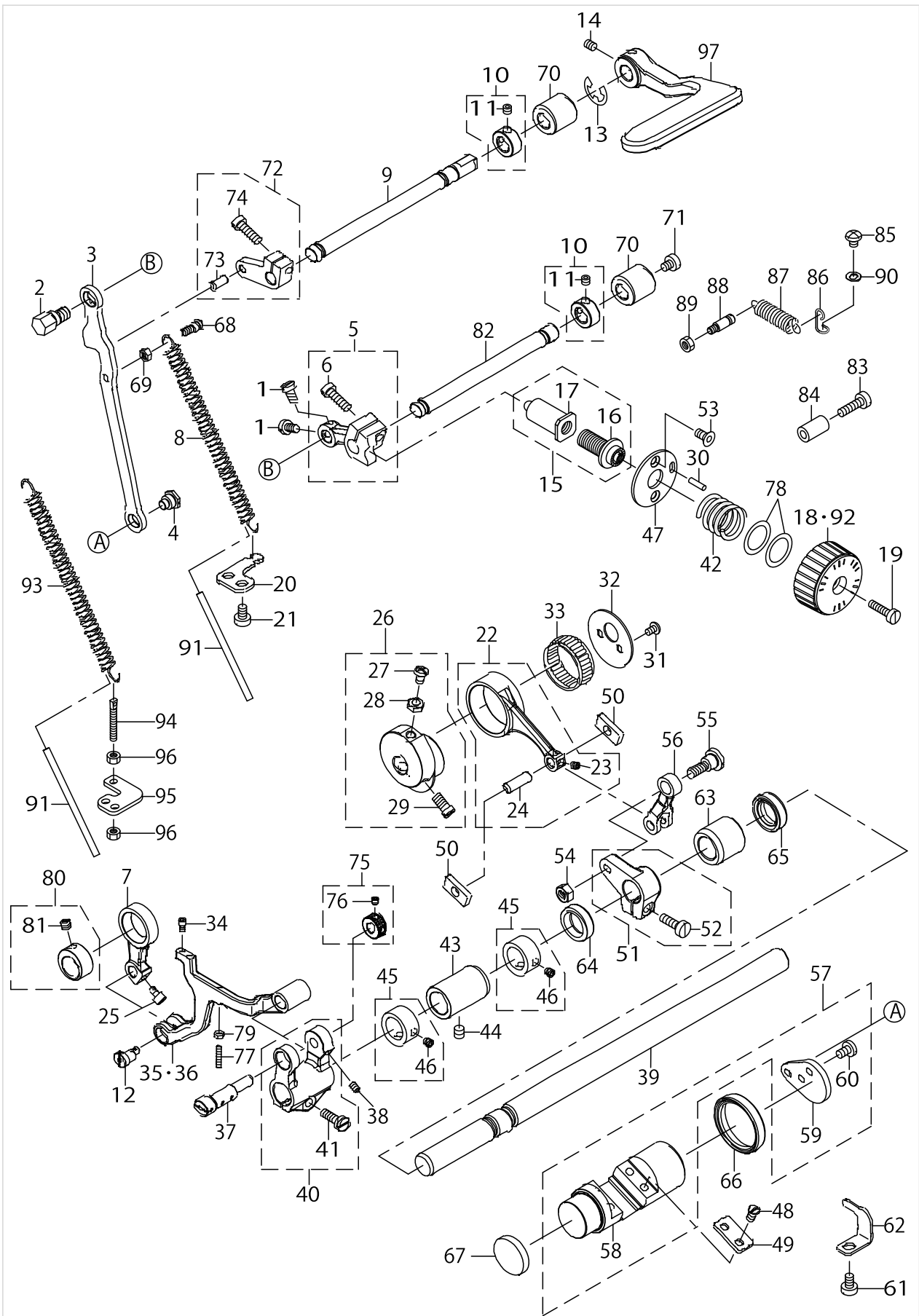
FEED MECHANISM COMPONENTS



FEED MECHANISM COMPONENTS

No.	C- ons	Le- vel	Parts No.	Replacement	Supply Code	Parts name	Qty	R- ep. Q- TY	Status	Spec	Remarks
1			SM6050800SP			SCREW M5 L=8	2				
2			40028293			FEED_REGULATOR_ROD_PI	1				
3			40028284			FEED_REGULATOR_ROD	1				
4			SD0900426TP			SHOULDER SCREW D=9 H=	1				
5			40028854			ASSY_FEED_REGULATOR	1				
6		*	SM6051600SP			SCREW M5 L=16	1				
7			40011935			VERTICAL_FEED_LINK	1				
8			22610307			FEED REGULATOR SPRING	1				FOR LH-3528,L
9			40028286			REVERSE_FEED_SHAFT	1				
10			40032269			THRUST COLLAR	1				
11		*	SM8050412TP			SCREW M5 L=4	2				
12			40026673	40011936	Replaced	VERTICAL_F_LINK_SHAFT	1	1.00			
13			RE0900000K0			E-RING 9	1				FOR LH-3528-7
14			SM80506A2TP			SCREW M5 L=6	1				FOR LH-3528,L
15			40062651			FEED ADJUSTING SHAFT	1				
16		*	23533904			FEED ADJUSTING SCREW	1				
17		*	40055569	40062651	Replaced	FEED_ADJUSTING_SHAFT	1	1.00			
18			40036433			FEED.DIAL	1				
19			SS6121860SP			SCREW 3/16-28 L=18	1				
20			40029079			SPRING_BRACKET	1				FOR LH-3528,L
21			SM6050800SP			SCREW M5 L=8	2				
22			40032293			ASSY_FEED_ROCKER_ROD	1				
23		*	SM8040412TP			SET SCREW M4 L=4	1				
24		*	B1653470000	40032271	Replaced	PIN	1	1.00			
25			SM6750690TP			SCREW M3.5 L=6	1				
26			40031348			ASSY_FD_ECCENTRIC_CAM	1				
27		*	SM4051255SP			SCREW.,M5 L=12.	1				
28		*	NM6050001SP			NUT M5	1				
29		*	SM6061150TP			SCREW M6 L=11	2				
30			PS0300122KH			SPRING PIN 3X12	1				
31			SM4040655SP			SCREW M4 L=6	2				
32			40011906			FD_CAM_LID	1				
33			B1636581B00			NEEDLE BEARING B	1				
34			SM6030672TP			SCREW M3 L=6	2				
35			40011946			FEED_BASE	1				FOR LH-3528,L
36			40011934			FEED_BASE_TRIM	1				FOR LH-3528-7
37			40011932			FEED_BASE_SHAFT	1				
38			SM8040612TP			SCREW M4 L=6	1				
39			40028279			FEED_ROCKER_SHAFT	1				
40			40031349			ASSY_FEED_BASE_ARM	1				
41		*	SM6051400SP			SCREW	1				
42			23534506			FEED DIAL SPRING	1				
43			40011939			FEED_SHAFT_BUSH_F	1				
44			SM8060612TP			SCREW M6 L=6	1				
45			40032268			THRUST COLLAR	2				
46		*	SM8050412TP			SCREW M5 L=4	2				
47			40053172			FEED ADJUSTING BASE	1				
48			SM7050850TP			SCREW M5 L=8	4				
49			40028277			FEED_ADJUSTING_PLATE	2				
50			40035704			FEED_ADJUSTING_BLOCK	2				
51			40028852			ASSY_FEED_ROCKER_ARM	1				
52		*	SM6051600SP			SCREW M5 L=16	1				
53			SM1051052TN			SCREW M5 L=10	2				
54			NM6060001CP			NUT M6	1				
55			SD0900706TP			SHOULDER SCREW D=9 H=	1				
56			40036679			FEED_ROCKER_ARM_ROD	1				
57			40028274			ASSY_FEED_ADJUSTING	1				
58		*	40067594			FEED_ADJUSTING	1				
59		*	40028276			FEED_ADJUSTING_ARM	1				
60		*	SM7050850TP			SCREW M5 L=8	2				

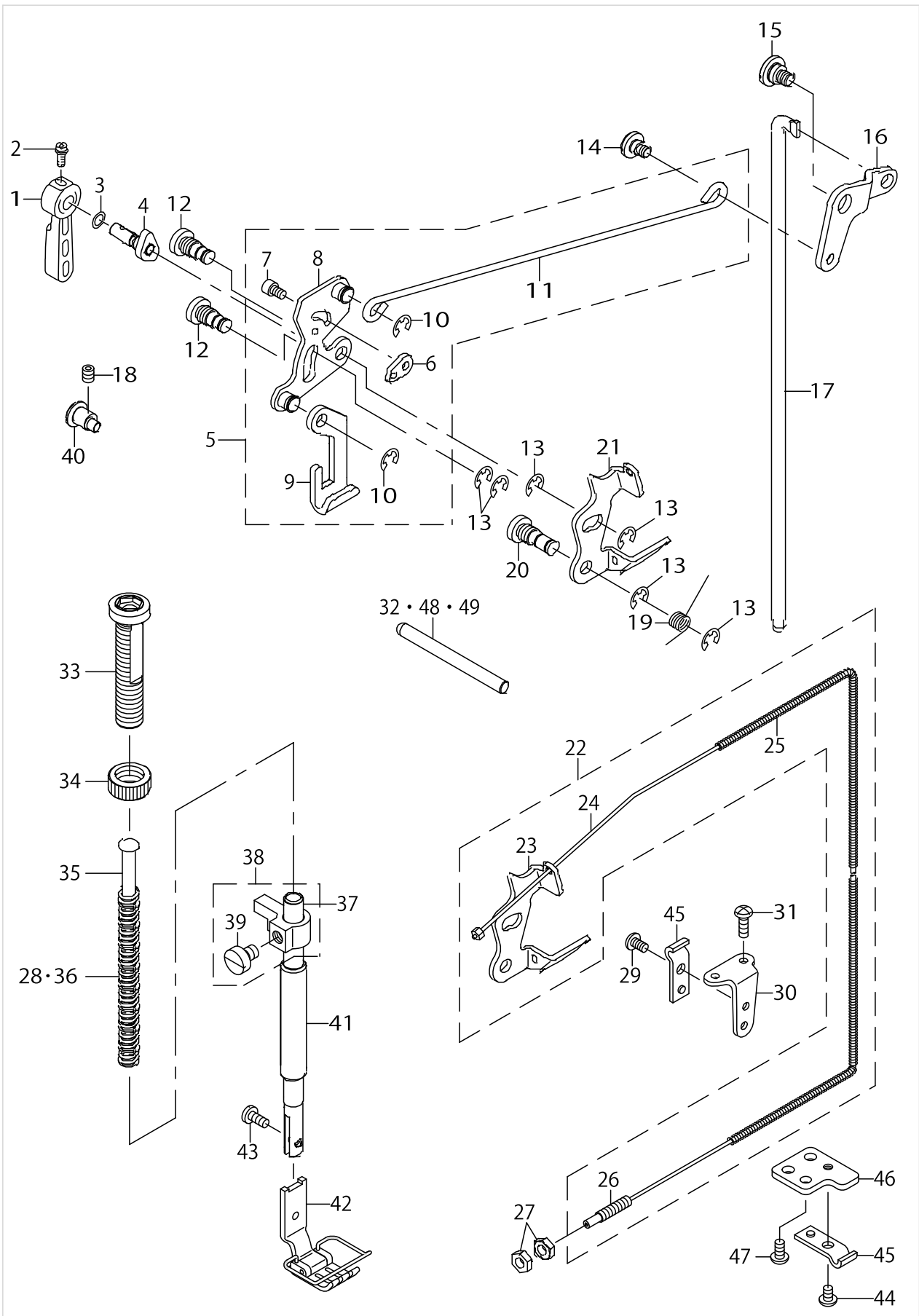
FEED MECHANISM COMPONENTS



FEED MECHANISM COMPONENTS

No.	C- ons	Le- vel	Parts No.	Replacement	Supply Code	Parts name	Qty	R- ep. Q- TY	Status	Spec	Remarks
61			SM6050800SP			SCREW M5 L=8	1				
62			40028281			FEED_ADJUSTING_STOPPEI	1				
63			40028280			FEED_SHAFT_BUSH_R	1				
64			40013362			FEED_SHAFT_OIL_SEAL_A	1				
65			40025316			FEED_SHAFT_OIL_SEAL_B	1				
66			40028291			FEED_ADJUSTING_OIL_SEA	1				
67			40028294			FEED_ADJUSTING_CAP	1				
68			40011926			SPRING_HOOK	1				
69			NM6040001SP			NUT M4X0.7	1				
70			40028287			REVERSE_FEED_SHAFT BU	2				
71			SM6050650TP			SCREW M5 L=6	1				
72			40028855			ASSY_REVERSE_FEED_ARM	1				
73		*	13319405			MAIN FEED ROCKER PIN	1				
74		*	SM6051600SP			SCREW M5 L=16	1				
75			40031350			ASSY_FEED_BASE_SAHFT_C	1				
76		*	SM8040412TP			SET SCREW M4 L=4	2				
77			SM8031612TP			SET SCREW M3X16	1				
78			WP1751616SD			WASHER 17.5X24X1.6	2				
79			NM6030001SN			NUT	1				
80			40033668			ASSY_VERTICAL_FEED_CAM	1				
81		*	SM8060552TP			SCREW M6 L=5	1				
82			40028285			FEED_REGULATOR_SHAFT	1				
83			SM6051850TP			SCREW M5 L=18	1				
84			22952501			BACK LEVER STOPPER	1				
85			SM4050655SP			SCREW M5 L=6	1				
86			22656003			SPRING SUSPENSION	1				
87			40040924			SPRING	1				
88			40029257			SPRING_HOOK_B	1				
89			NM6050001SP			NUT M5	1				
90			WP0520656SA			WASHER 5.2X9.5X0.6	1				
91			BT0500300EA			OIL TUBE	.09				
92			40050584			FEED DIAL 4	1				FOR LH-3528-0
93			40062517			FEED_ADJUSTING_SPRING	1				FOR LH-3528-7
94			B1649161000	26226506	Replaced	TENSION SPRING ADJUSTI	1	1.00			FOR LH-3528-7
95			40062489			SPRING_ADJUST_BRACKET	1				FOR LH-3528-7
96			NS6110420SP			NUT 11/64-40	2				FOR LH-3528-7
97			40033995			REVERSE_FEED_LEVER	1				

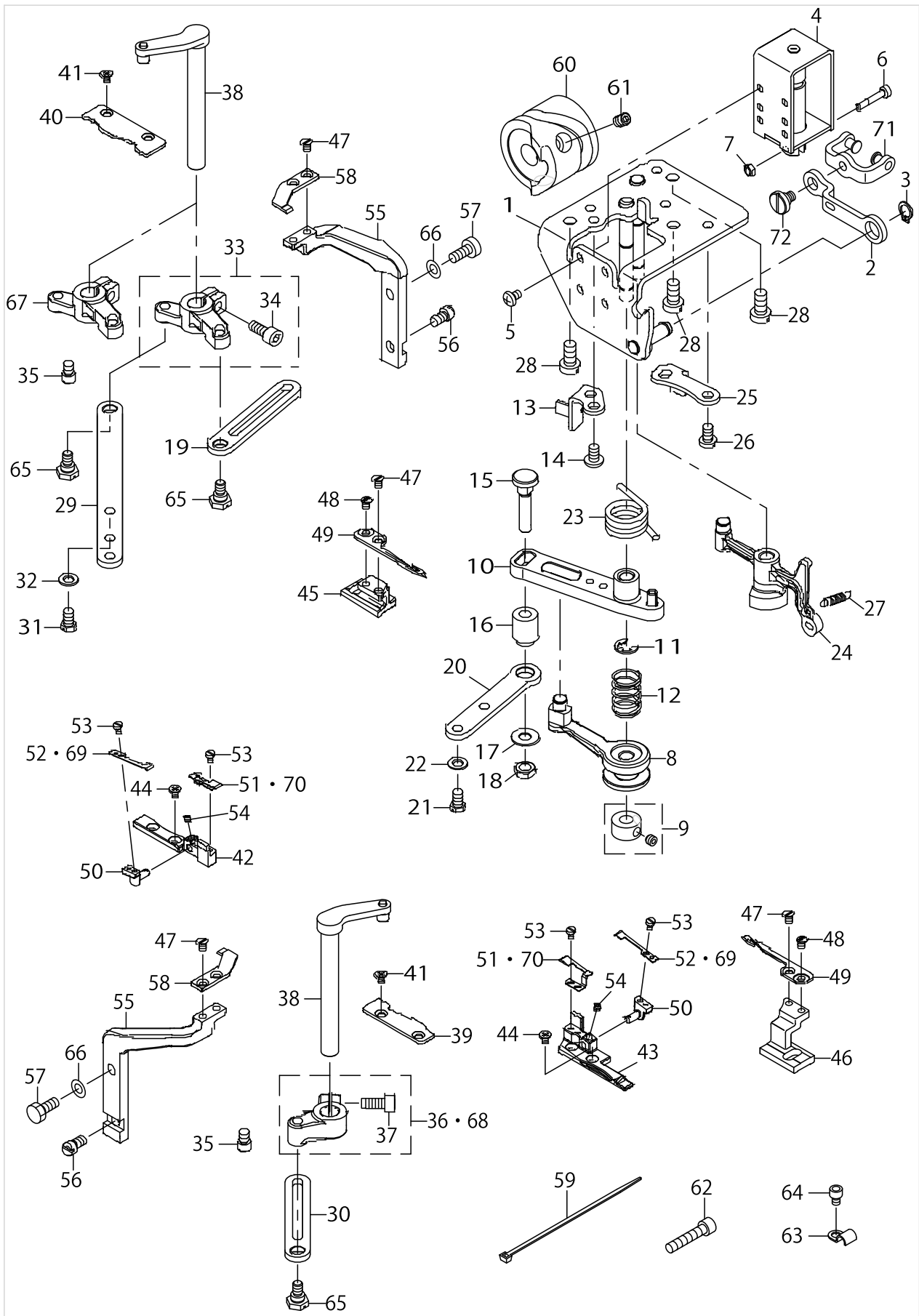
PRESSER BAR & TENSION RELEASE COMPONENTS



PRESSER BAR & TENSION RELEASE COMPONENTS

No.	C- ons	Le- vel	Parts No.	Replacement	Supply Code	Parts name	Qty	R- ep. Q- TY	Status	Spec	Remarks
1			22907802			HAND LIFTER	1				
2			B1521555000			SCREW	1				
3			RO037180100			RUBBER RING	1				
4			40035394			HAND_LIFTER_CAM_ASM.	1				
5			40057398			ASSY LIFTING CONNECT F	1				
6		*	23609605			PLATE	1				
7		*	SM6040602TP			SCREW M4 L=6	1				
8		*	40051384	40057398	Replaced	ASSY HAND LIFTER LINK	1	1.00			
9		*	22908008	23609357	Replaced	LIFTING PLATE	1	1.00	選択部品	DDL-9000A 9000	
9		*	22908008	40057398	Replaced	LIFTING PLATE	1	1.00	選択部品	LH-3500	
9		*	22908008	40174387	Replaced	LIFTING PLATE	1	1.00	選択部品	DDL-9000C	
9		*	22908008	22908354	Replaced	LIFTING PLATE	1	1.00	選択部品	DDL-5550 5550	
10		*	RE0500000K0			E-RING	2				
11		*	40035151			LIFTING_CONNECTING_RO	1				
12		*	40028545			LINK_SHAFT	2				
13			RE0500000K0			E-RING	6				
14			SD0640357TP			SHOULDER SCREW	1				
15			SD0900356TP			SHOULDER SCREW D=9 H=	1				
16			40035181			LIFTING_LEVER_LINK	1				
17			40028268			CONNECTING_ROD_A	1				
18			SM8050612TP			SCREW M5X6	1				
19			40053231			RETURN_SPRING	1				
20			40028546			TENSION_RELEASE_SHAFT	1				
21			40035298			TENSION_RELEASE_PLATE	1				FOR LH-3528,L
22			40035828			ASSY_TENSION_RELEASE_P	1				FOR LH-3528-7
23		*	40035298			TENSION_RELEASE_PLATE	1				
24		*	40033434	40035828	Replaced	THREAD_TENSION_RELEAS	1	1.00			
25		*	40033435	40125479	Replaced	WIRE_TUBE	1	1.00	選択部品	for LZ2284A	
25		*	40033435	40035828	Replaced	WIRE_TUBE	1	1.00	選択部品	for LH3500A	
26		*	D3159555B00			SET SCREW	1				
27			NS6620310SP			NUT 3/16-32	2				FOR LH-3528-7
28			22907406			PRESSER SPRING	1				EXCEPT TYPE A
29			SS4110715SP			SCREW 11/64-40 L=7	1				FOR LH-3528-7
30			D3163555B00A			FLEXIBLE TUBE SUPPORT	1				FOR LH-3528-7
31			SS4111215SP			SCREW 11/64-40 L=12	2				FOR LH-3528-7
32			40034974			TENSION_RELEASE_SHAFT	1				
33			23609209			PRESSER SPRING REGULA1	1				
34			22907604	22907554	Replaced	PRESSER SPRING REGULA1	1	1.00			
35			22907703			PRESSER GUIDE BAR	1				
36			B1505227T00A			PRESSER SPRING	1				TYPE A
37			40028547			PRESSER BAR	1				
38			40032272			ASSY_PRESSER BAR HOLDE	1				
39		*	SM6060800SP			SCREW M6 L=8	1				
40			40028269			LIFTER_ADJUSTING_PIN	1				
41			23609001			BUSHING	1				
42			22640551			PRESSER FOOT ASM.	1				EXCHANGING C
43			SS7090910TP			SCREW 9/64-40 L= 8.5	1				
44			SM4040655SP			SCREW M4 L=6	1				FOR LH-3528-7
45			D3164555B00			OUTER PRESSER PLATE	2				FOR LH-3528-7
46			40050314			OUTER HOLDER BASE	1				FOR LH-3528-7
47			SM4040855SP			SCREW	1				FOR LH-3528-7
48			40056685			PUSH BAR	1				SELECTIVE PAF
49			40056686			PUSH BAR	1				SELECTIVE PAF

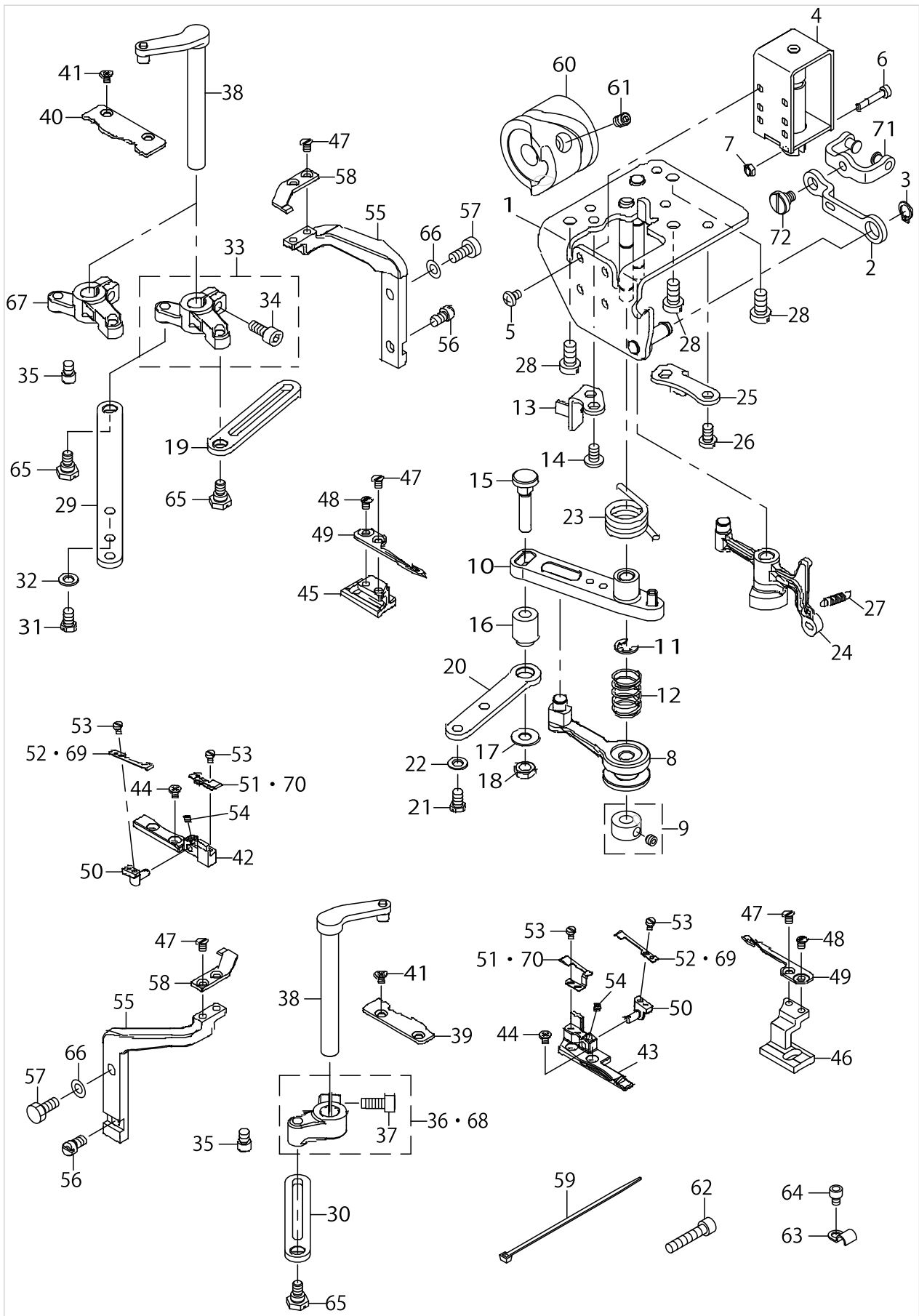
THREAD TRIMMER MECHANISM COMPONENTS (FOR LH-3528-7,3568-7,3578-7,3588-7)



THREAD TRIMMER MECHANISM COMPONENTS (FOR LH-3528-7,3568-7,3578-7,3588-7)

No.	C- ons	Le- vel	Parts No.	Replacement	Supply Code	Parts name	Qty	R- ep. Q- TY	Status	Spec	Remarks
1			40017353	40010434	Replaced	ASSY_BASE_PLATE	1	1.00			
1			40017353	40066128	Replaced	ASSY_BASE_PLATE	1	1.00			
2			40065712	40065721	Replaced	TRM_PUSH_LINK	1	1.00			
3			RC0650811KP			RETAINING RING	1				
4			40036359			THREAD_TRIMMER_SOLENOI	1				
5			SM4040601SC			SCREW M4X0.7 L=6	4				
6			23542418			CLUTCH LINK PIN	1				
7			NM6030001SC			NUT M3	2				
8			40017399			ASSY_TRM_ROLLER_ARM	1				
9			40010434			THRUST_COLLAR_ASM.	1				
10			11040854	22948558	Replaced	KNIFE DRIVING ARM ASM.	1	1.00			
11			RE0600000K0			E-RING 6	1				
12			40017400			ROLLER_ARM_SPRING	1				
13			40017361			TRM_DRIVING_ARM_STOPPI	1				
14			SM4050855SP			SCREW	2				
15			40017401			TRM_DRIVING_LINK_PIN	1				
16			40017402			TRM_DRIVING_LINK_BUSH	1				
17			WP0621046SP			WASHER	1				
18			NM6060003SC			NUT M6	1				
19			40012505			CONNECTING_ROD_B	1				
20			40012506			CONNECTING_ROD_C	1				
21			SM9050850SP			SCREW	2				
22			WP0531000SD			WASHER M5	2				
23			40017403			TRM_DRIVING_ARM_SPRING	1				
24			40015669			ASSY_THREAD_RELEASE_AI	1				
25			40017362			RELEASE_ARM_STOPPER	1				
26			SM4050855SP			SCREW	2				
27			11305901			SPRING	1				
28			SM6061200SP			SCREW	3				
29			40012504			CONNECTING_ROD_A	1				
30			40012505			CONNECTING_ROD_B	1				
31			SM9050850SP			SCREW	2				
32			WP0531000SD			WASHER M5	2				
33			40031352			ASSY_KNIFE_DRIVING_ARM	1				FOR LH-3528-7
34		*	SM6051202TP			SCREW M5X0.8 L=12	1				
35			40012503			KNIFE_DRIVING_ARM_PIN	2				
36			40036446			ASSY_KNIFE_DRIVING_ARM	1				FOR LH-3528-7
37		*	SM6051202TP			SCREW M5X0.8 L=12	1				
38			40012497			ASSY_KNIFE_BASE_SHAFT	2				
39			40012492			D_KNIFE_BASE_GUIDE_L	1				
40			40021883			D_KNIFE_BASE_GUIDE_R	1				
41			SM1030501SN			SCREW M3 L=5	4				
42			40021899			D_KNIFE_SUPPORT_R	1				
43			40021898			D_KNIFE_SUPPORT_L	1				
44			SM1030501SN			SCREW M3 L=5	4				
45			40012488			DRIVING_KNIFE_BASE_R	1				
46			40012487			DRIVING_KNIFE_BASE_L	1				
47			SS1090520TP			SCREW 9/64-40 L=5	6				
48			SS6090580TP			SCREW 9/64-40 L=4.5	2				
49	☆		40012403			DRIVING_KNIFE	2				
50			40012495			CLAMP_SPRING_BASE	2				
51	☆		40044393			CLAMP	2				
52	☆		40033160			CLAMP_SPRING	2				
53			SM6850400SP			SCREW M2.5 L=4	6				
54			SM8030312TP			SCREW M3 L=3	2				
55			40012489			FIXED_KNIFE_BASE	2				
56			40012496			FIXED_KNIFE_BASE_ADJUS	2				
57			SM9051203CP			SCREW M5 L=12	2				
58	☆		40012404			FIXED_KNIFE	2				
59			EA9500B0100			CABLE BAND	2				

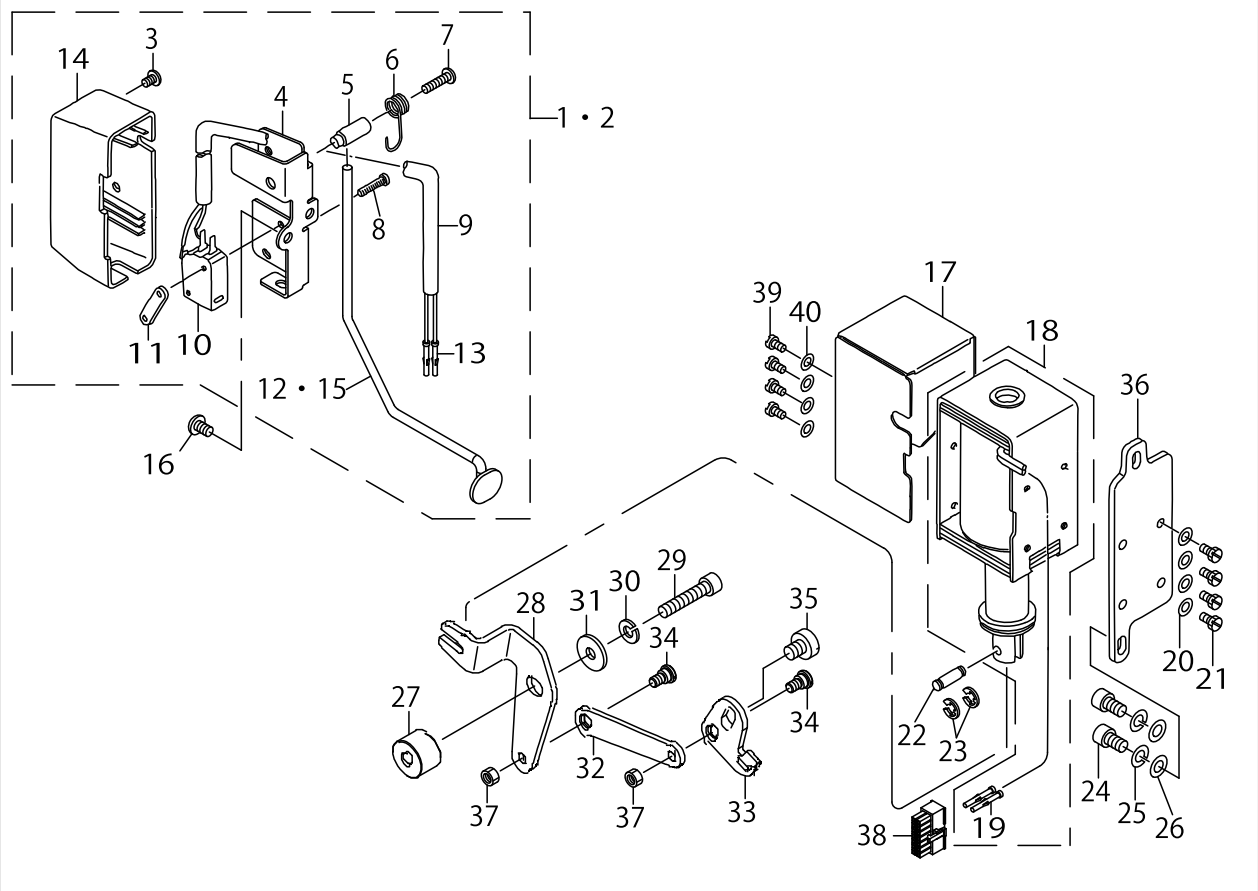
THREAD TRIMMER MECHANISM COMPONENTS (FOR LH-3528-7,3568-7,3578-7,3588-7)



THREAD TRIMMER MECHANISM COMPONENTS (FOR LH-3528-7,3568-7,3578-7,3588-7)

No.	C- ons	Le- vel	Parts No.	Replacement	Supply Code	Parts name	Qty	R- ep. Q- TY	Status	Spec	Remarks
60			40013316			THREAD_TRIMMER_CAM	1				
61			SM8061010TP			SCREW	2				
62			SM6052502TP			SCREW M5X0.8 L=25	1				
63			B3538112000			OIL RETURN TUBE HOLDE	1				
64			SM6040552TP			SCREW M4 L=4.5	1				
65			SD0700346TP			SHOULDER SCREW D=7 H=	3				
66			WP0531000SD			WASHER M5	2				
67			40021726			KNIFE_DRIVING_ARM_R_LH	1				FOR LH-3578-7
68			40026909			ASSY_KNIFE_DRIVING_ARM	1				FOR LH-3578-7
69			40076708			CLAMP SPRING	2				OPTIONAL
70			40076709			CLAMP	2				OPTIONAL
71			40065722			ASSY_TRM_PUSH_LINK	1				
72			SD0700336TP			SHOULDER SCREW	1				

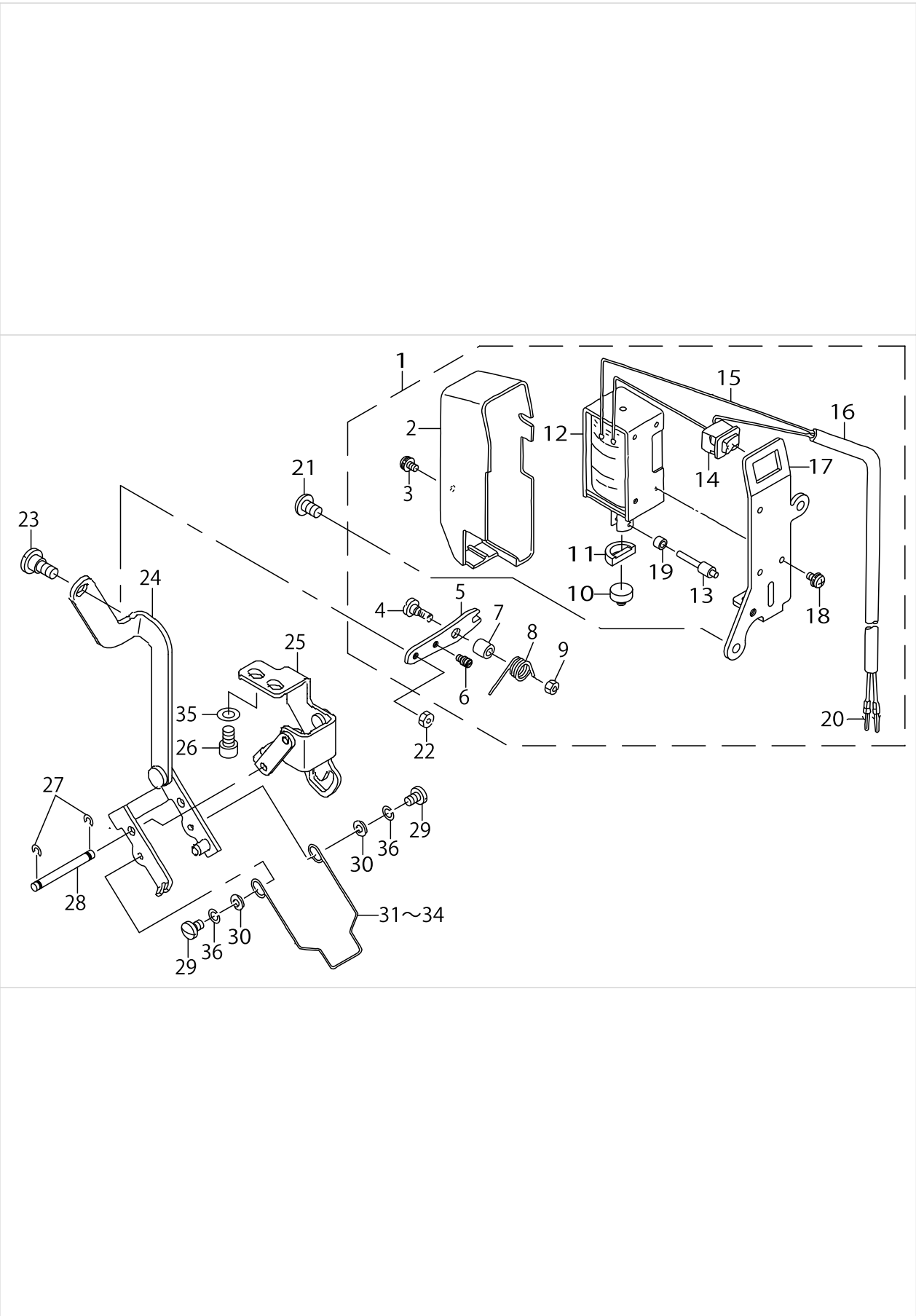
AUTOMATIC REVERSE FEED MECHANISM COMPONENTS



AUTOMATIC REVERSE FEED MECHANISM COMPONENTS

No.	C- ons	Le- vel	Parts No.	Replacement	Supply Code	Parts name	Qty	R- ep- Q- TY	Status	Spec	Remarks
1			40033408			ASSY_REVERSE_FEED_SWIT	1				FOR LH-3528-0
2			40035167			ASSY_REVERSE_FEED_SWIT	1				FOR LH-3568-7
3		*	SM4040655SP			SCREW M4 L=6	1				
4		*	22656508			REVERSE FEED SWITCH B	1				
5		*	22954200			REVERSE FEED SWITCH SF	1				
6		*	22954309			REVERSE FEED SWITCH SF	1				
7		*	SM4041655SP			SCREW M4 L=16	1				
8		*	SM4031501SC			SCREW M3 L=15	2				
9		*	HW500070000			2-CORE CABTYRE CORD	1.2				
10		*	HA001900000			MICROSWITCH	1				
11		*	22954408			STOPPER PLATE	1				
12		*	40029027			REVERSE_FEED_SWITCH_LI	1				FOR LH-3528-0
13		*	HK03464000B			PIN CONTACT	2				
14		*	22954606			REVERSE FEED SWITCH C	1				
15		*	40035168			REVERSE_FEED_SWITCH_LI	1				FOR LH-3568-7
16			SM4050855SP			SCREW	2				
17			10161305			SOLENOID COVER	1				
18			40036360			REVERSE_FEED_SOLENOID	1				
19		*	HK03464000B			PIN CONTACT	2				
20			WP0501016SD			WASHER 5X10.5X1	4				
21			SS9111010SP			SCREW 11/64-40 L=9.5	4				
22			D2464555B00			LINK DRIVING MAGNET PI	1				
23			RE0400000K0			E-RING 4	2				
24			SM6061202TP			SCREW M6 L=12	2				
25			WS0631510KP			SPRING WASHER	2				
26			WP0621016SD			WASHER 6.2X13X1	2				
27			40030856			LINK_FULCULUM	1				
28			40029350	40100131	Replaced	REVERSE_FEED_LINK_L	1	1.00			
29			SM6063002TP			SCREW M6 L=30	1				
30			WS0610002KP			SPRING WASHER	1				
31			WP0612056SD			WASHER 6.1X18.5X2	1				
32			40035278			REVERSE_FEED_LINK_B	1				
33			40035277			REVERSE_FEED_LINK_A	1				
34			SD0700328TP			SHOULDER SCREW D=7 H=	2				
35			SM6050650TP			SCREW M5 L=6	1				
36			10119204			SOLENOID INSTALLING PL	1				
37			NM6050001SP			NUT M5	2				
38			HK034610140			HOUSING 14P	1				
39			SS7110710SP			SCREW 11/64-40 L=7	4				
40			WP0501016SD			WASHER 5X10.5X1	4				

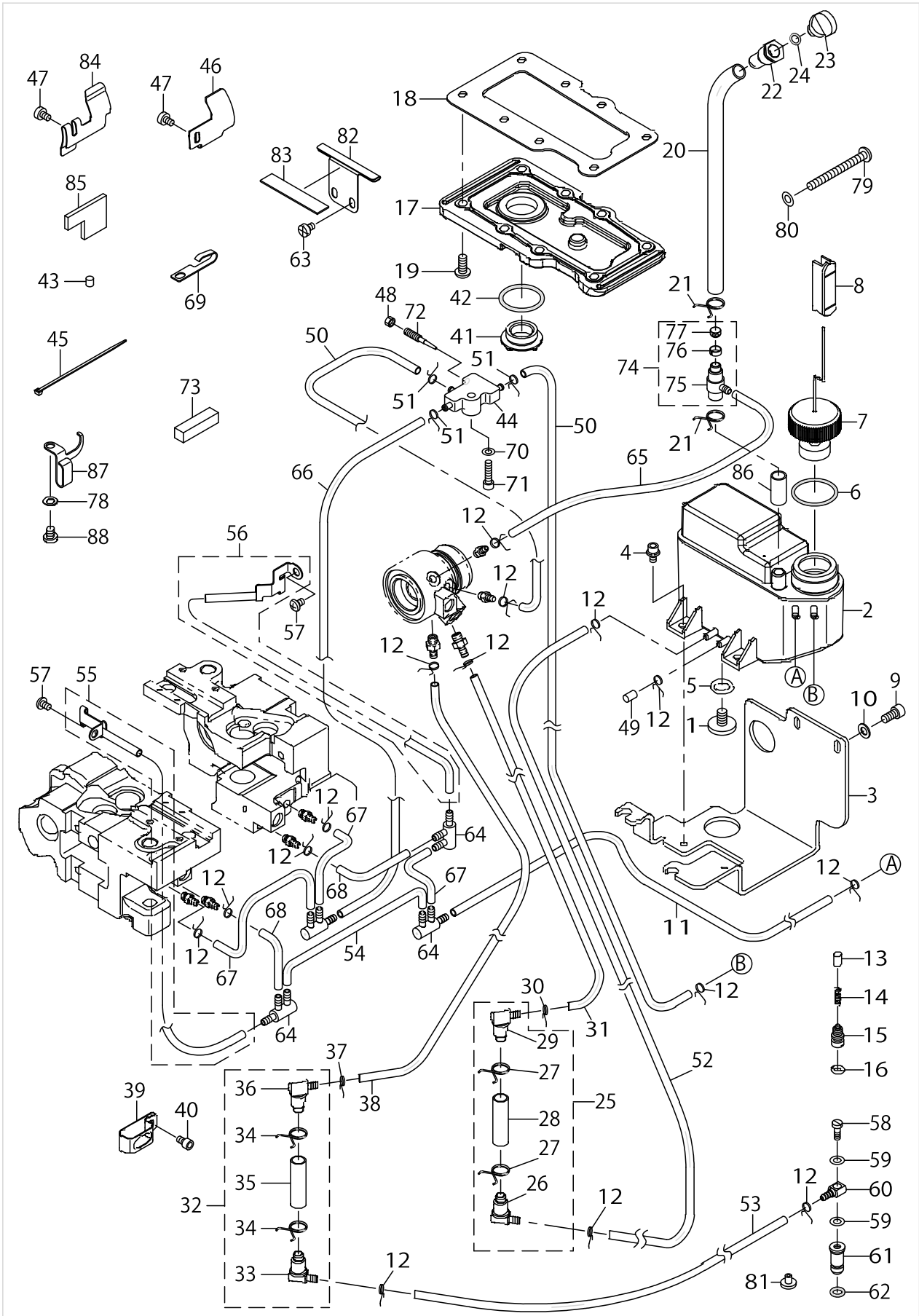
WIPER MECHANISM COMPONENTS (FOR LH-3528-7,3568-7,3578-7,3588-7)



WIPER MECHANISM COMPONENTS (FOR LH-3528-7,3568-7,3578-7,3588-7)

No.	C- ons	Le- vel	Parts No.	Replacement	Supply Code	Parts name	Qty	R- ep. Q- TY	Status	Spec	Remarks
1			40033437			WIPER_SOLENOID_ASM.	1				
2		*	22955504			WIPER COVER	1				
3		*	SL4030631SC			SCREW M3X6	1				
4		*	SD0650321TP			HINGE SCREW D=6.5 H=3.2	1				
5		*	22657209			WIPER LINK, A	1				
6		*	40009196			SUSPENSION SCREW	1				
7		*	22956205			WIPER HINGE SCREW COL	1				
8		*	22657308			WIPER SPRING	1				
9		*	NS6110310SP			NUT 11/64-40	1				
10		*	22955900			WIPER RUBBER A	1				
11		*	22956007			WIPER RUBBER B	1				
12		*	40030956			WIPER_SOLENOID	1				
13		*	22957104			WIPER SOLENOID SHAFT	1				
14		*	HA000590000	HA006000000	Replaced	POWER SWITCH	1	1.00			
15		*	HW200390000			ELECTRIC WIRE	0.04				
16		*	HW500070000			2-CORE CABTYRE CORD	1.1				
17		*	40042151			WIPER_SOLENOID_BASE	1				
18		*	SL4030641SE			SCREW	3				
19		*	22957203			WIPER LINK COLLAR	1				
20		*	HK03464000B			PIN CONTACT	2				
21			SM4050855SP			SCREW	2				
22			NS6090310SP			NUT 9/64-40	1				
23			SD0500301SP			HINGE SCREW D= 5 H= 3	1				
24			40028797			ASSY_WIPER_LINK_2	1				
25			40028799			ASSY_WIPER_BASE	1				
26			SM6050802TP			SCREW M5X0.8 L=8	2				
27			RE0300000K0			E-RING 3	2				
28			10208700			WIPER LINK SHAFT	1				
29			SS7090610SP			SCREW 9/64-40 L=6	2				
30			WP0371016SD			WASHER 3.7X8X1	2				
31			10209203			WIPER 3/32"-3/8	1				SELECTIVE PAF
32			10209500			WIPER	1				SELECTIVE PAF
33			10209807			WIPER	1				SELECTIVE PAF
34			10209906			WIPER	1				SELECTIVE PAF
35			WP0531000SD			WASHER M5	2				
36			WS0410002KP			SPRING WASHER	2				

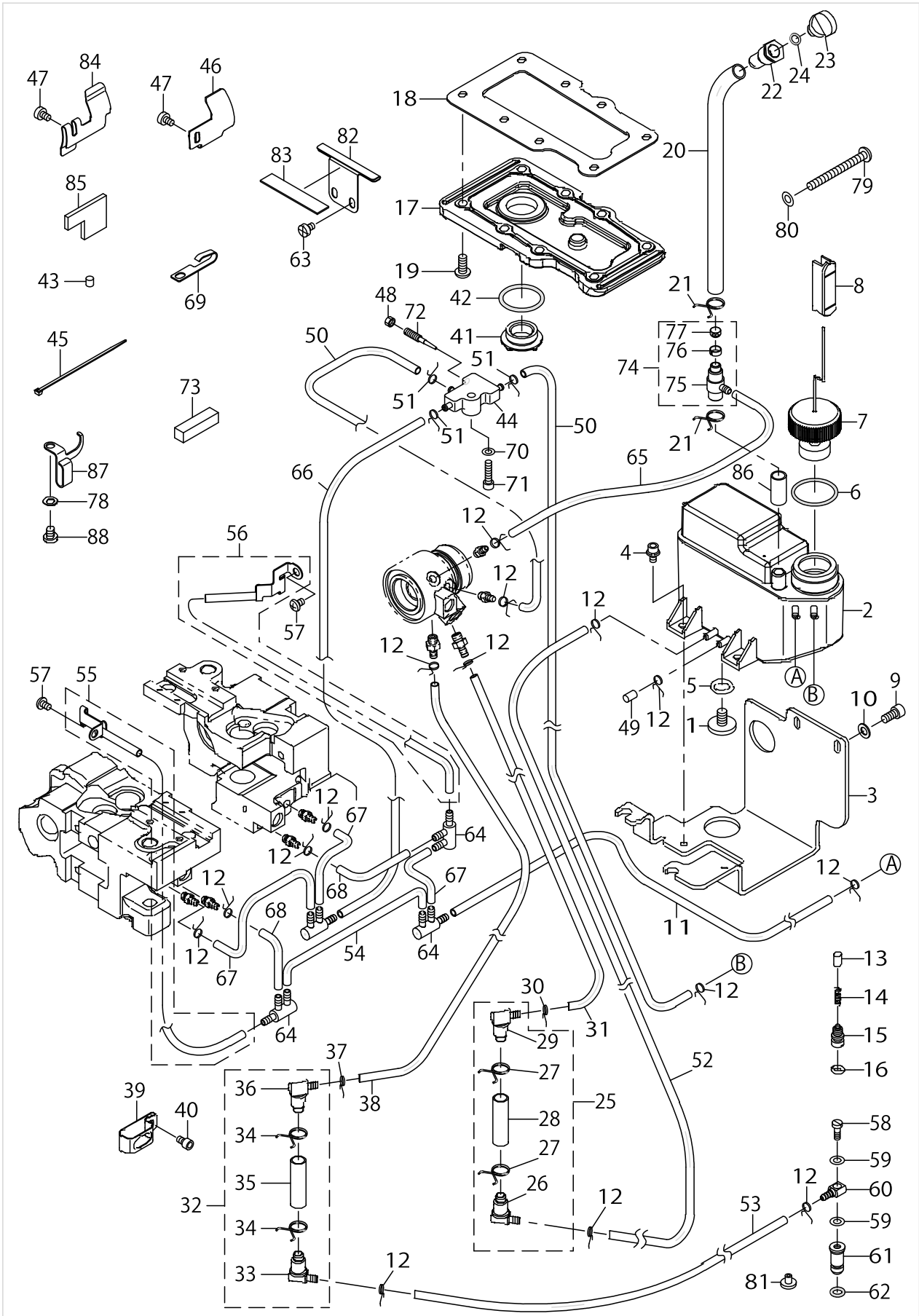
LUBRICATION COMPONENTS



LUBRICATION COMPONENTS

No.	C- ons	Le- vel	Parts No.	Replacement	Supply Code	Parts name	Qty	R- ep. Q- TY	Status	Spec	Remarks
1			40028689			SCREW	1				
2			40034926			OIL_TANK_ASM.	1				
3			40034649			OIL_TANK_PLATE	1				
4			SL6040892TN			BOLT	2				
5			RO098240100			RUBBER RING	1				
6			RO219200100			RUBBER RING	1				
7			40028705		Disconinue	ASSY_FLOATER	1				
8			40036167			OIL_GAGE	1				
9			SM6051002TP			SCREW M5X0.8 L=10	2				
10			WP0550800SP			WASHER 5.5X10X0.8	2				
11			23630007			TUBE	.48				
12			23629306			PIPE STOPPER A	15				
13			23628803			PLUNGER	2				
14			23628902			PLUNGER SPRING	2				
15			40013509			PLUNGER SCREW	2				
16			RO048190100			RUBBER RING	2				
17			40028773			BOX_COVER	1				
18			40028774			BOX_COVER_PACKING	1				
19			SM4051255SP			SCREW.,M5 L=12	8				
20			23630106			TUBE B	.2				
21			23629405			PIPE STOPPER B	2				
22			40029075			LUBRICATING_INLET	1				
23			40000344			LUBRICATING INLET CAP	1				
24			RO048190100			RUBBER RING	1				
25			40042287			ASSY_OIL_FILTER_R	1				
26		*	23630601			OIL FILTER JOINT	1				
27		*	23629405			PIPE STOPPER B	2				
28		*	23630106			TUBE B	0.04				
29		*	23630650			OIL FILTER JOINT ASM.	1				
30			23629306			PIPE STOPPER A	1				
31			23630007			TUBE	.05				
32			40042286			ASSY_OIL_FILTER_L	1				
33		*	23630601			OIL FILTER JOINT	1				
34		*	23629405			PIPE STOPPER B	2				
35		*	23630106			TUBE B	0.05				
36		*	23630650			OIL FILTER JOINT ASM.	1				
37			23629306			PIPE STOPPER A	1				
38			23630007			TUBE	.06				
39			40016749			TUBE HOLDER	1				
40			SM6040602TP			SCREW M4 L=6	1				
41			40034246	40037180	Replaced	OIL_SIGHT_WINDOW	1	1.00			
42			RO195240100			RUBBER RING	1				
43			B3517009000			OIL FELT REAR	1				
44			40032804			BASE	1				
45			EA9500B0100			CABLE BAND	3				
46			40039604			LUBRICATING_GUIDE	1				FOR LH-3528-7
47			SM6040650TP			SCREW	1				
48			NS6110310SP			NUT 11/64-40	1				
49			23540305			FLOATER CASE CAP	1				
50			23630007			TUBE	.23				
51			10126803			OIL TUBE HOLDER	3				
52			23630007			TUBE	.2				
53			23630007			TUBE	.38				
54			23630007			TUBE	.07				
55			40032405			ASSY_GEAR_OIL_WICK_LEF	1				
56			40032406			ASSY_GEAR_OIL_WICK_RIGH	1				
57			SM4050655SP			SCREW M5 L=6	2				
58			B3525357000			CONNECTING SCREW (B)	1				
59			B3534012000			GASKET	2				
60			SQ0000401MZ			CONNECTING SCREW	1				

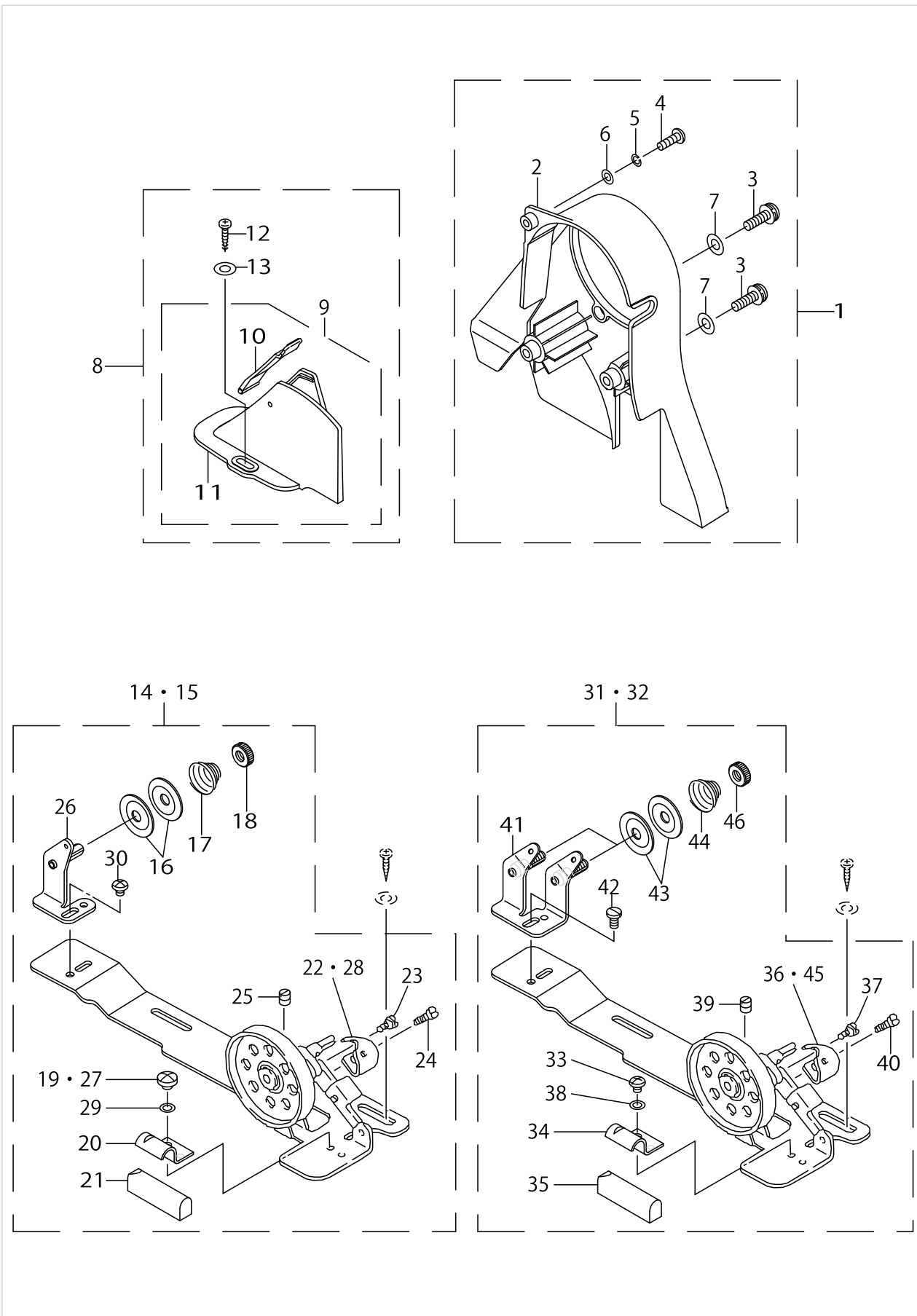
LUBRICATION COMPONENTS



LUBRICATION COMPONENTS

No.	C- ons	Le- vel	Parts No.	Replacement	Supply Code	Parts name	Qty	R- ep- Q- TY	Status	Spec	Remarks
61			40036333			SUCTION	1				
62			RO037180100			RUBBER RING	1				
63			SM6040655TP			SCREW M4 L=6	2				
64			23629504			DISTRIBUTOR	4				
65			23630007			TUBE	.28				
66			23630007			TUBE	.33				
67			23630007			TUBE	.06				
68			23630007			TUBE	.03				
69			26230409			LUBRICATING OIL WICK S	1				
70			WP0430800SD			WASHER M4	1				
71			SM6041602TP			SCREW M4X0.7 L=16	1				
72			B1834512000	B1834512000A	Replaced	OIL ADJUSTING SCREW	1	1.00			
73			22603708			FELT	1				
74			40065984			ASSY_OIL_JOINT	1				
75		*	40040809			OIL_JOINT	1				
76		*	23630502	23630650	Replaced	OIL FILTER RING	1	1.00			
77		*	23630403	23630650	Replaced	OIL FILTER	1	1.00			
78			WP0520656SA			WASHER 5.2X9.5X0.6	1				
79			SM4055001SF			SCREW M5 L=50	1				
80			WP0531000SD			WASHER M5	1				
81			40042086			CAP	1				
82			40041578			RUBBER_PLATE	1				
83			40041579			OIL_SHIELD_PLATE	1				
84			23204803			LUBRICATING GUIDE	1				FOR LH-3568-7
85			40039625			LUBRICATING_FELT	1				FOR LH-3568-7
86			23630106			TUBE B	.02				
87			40035264			SPRING_HOOK	1				
88			SM4050655SP			SCREW M5 L=6	1				

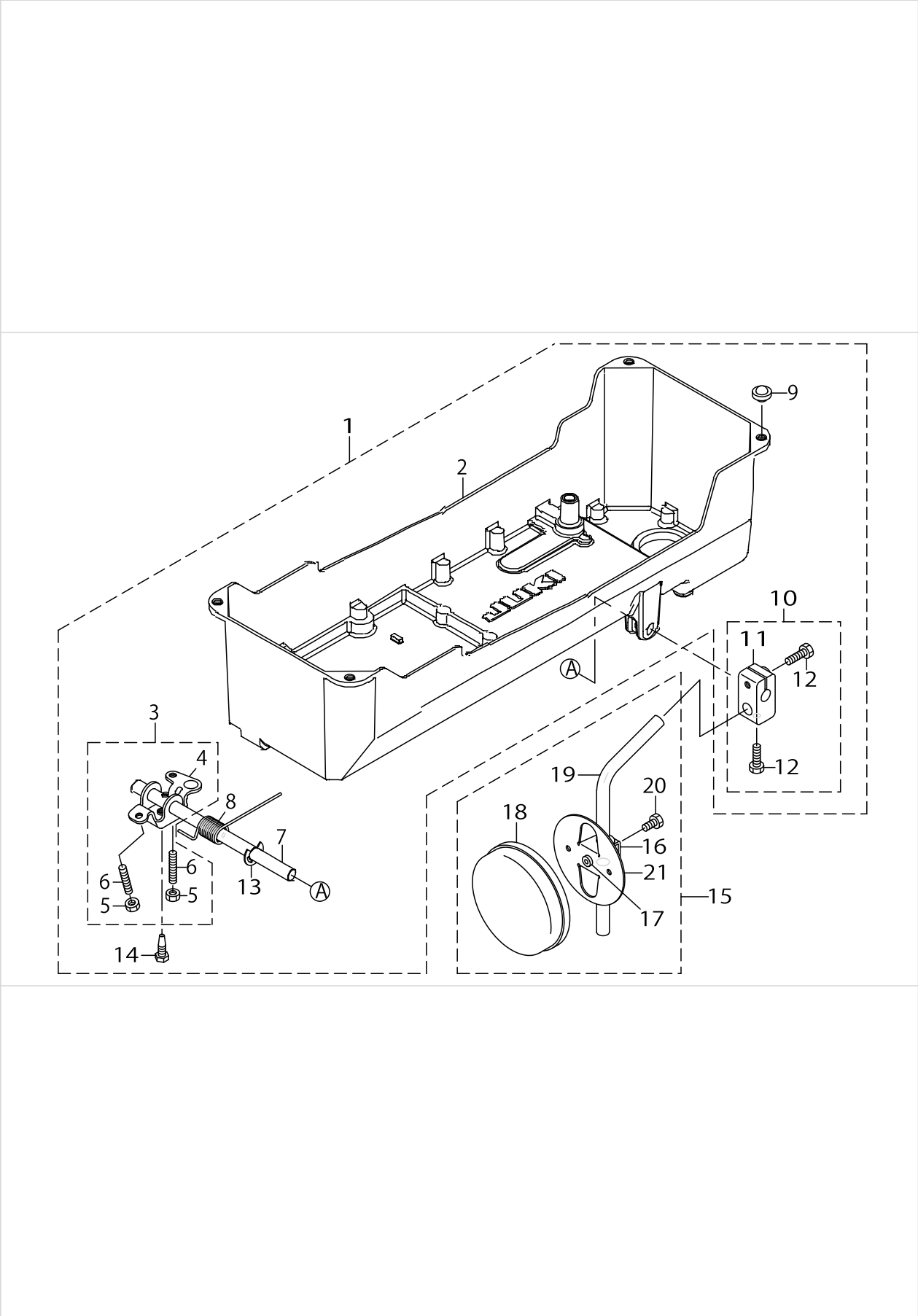
BELT COVER & BOBBIN WINDER COMPONENTS



BELT COVER & BOBBIN WINDER COMPONENTS

No.	C- ons	Le- vel	Parts No.	Replacement	Supply Code	Parts name	Qty	R- ep. Q- TY	Status	Spec	Remarks
1			40033409		Disconinue	ASSY_BELT_COVER	1				
2		*	40029905			BELT_COVER_A	1				
3		*	SM4062001SC			SCREW M6 L=20	2				
4		*	SM4051601SC			SCREW M5X0.8 L=16	1				
5		*	WS0521010KN			SPRING WASHER 5.2X8.2X	1				
6		*	WP0531001SC			WASHER	1				
7		*	WP0641600SC			WASHEW 6.4X12.5X1.6	2				
8			40034267			ASSY_BELT_COVER_B	1				
9		*	22933659			BELT COVER B COMPL.	1				
10		*	22933758	11076957	Replaced	BELT COVER B LID ASM.	1	1.00			
11		*	22933600			BELT COVER B	1				
12		*	SK3412000SC	SK3412000SE	Replaced	WOOD SCREW D=4.1 L=20	2	1.00			
13		*	WP0501016SC			WASHER 5X10.5X1	2				
14			22927354			BOBBIN WINDER COMPL.	1				FOR LH-3528,L
15			11415866			BOBBIN WINDER COMPL.	1				FOR LH-3578,L
16		*	22928907	22921506	Replaced	THREAD TENSION DISK	2	1.00			
17		*	22929004			THREAD TENSION SPRING	1				
18		*	22928808			NUT	1				
19		*	SS7110350SP			SCREW 11/64-40 L=3.5	1				FOR LH-3528,L
20		*	22928402		Disconinue	CONTROL RUBBER HOLDI	1				
21		*	22928303			CONTROL RUBBER	1				
22		*	22928105			BOBBIN PRESSER	1				FOR LH-3528,L
23		*	SD0490261SP			HINGE SCREW D=4.9 H=2.1	1				
24		*	SS7081310SP			SCREW 1/8-44 L=12.5	1				
25		*	SS8110510SP	SS8110520TP	Replaced	SCREW 11/64-40 L=5	1	1.00			
26		*	22928501	11078250	Replaced	THREAD TENSION POST B.	1	1.00			
27		*	SS4110515SP			SCREW 11/64-40 L=5	1				FOR LH-3578,L
28		*	11415908			POSITIONING FINGER	1				FOR LH-3578,L
29		*	WP0480856SP			WASHER 4.8X8.4X0.8	1				FOR LH-3578,L
30		*	SS4110515SP			SCREW 11/64-40 L=5	1				
31			22837553			BOBBIN DEVICE	1				FOR LH-3578,L
32			22621155			THREAD WINDER ASM.	1				FOR LH-3528,L
33		*	SS4110515SP			SCREW 11/64-40 L=5	1				
34		*	22928402		Disconinue	CONTROL RUBBER HOLDI	1				
35		*	22928303			CONTROL RUBBER	1				
36		*	22621106			BOBBIN PRESSER	1				FOR LH-3528,L
37		*	SD0490261SP			HINGE SCREW D=4.9 H=2.1	1				
38		*	WP0480856SP			WASHER 4.8X8.4X0.8	1				
39		*	SM8040502TP			SCREW M4X0.7 L=5	1				
40		*	SS7081310SP			SCREW 1/8-44 L=12.5	1				
41		*	22621056			TENSION BAR BASE	1				
42		*	SS7110840SP			SCREW 11/64-40 L=7.8	1				
43		*	22928907	22921506	Replaced	THREAD TENSION DISK	4	1.00			
44		*	22929004			THREAD TENSION SPRING	2				
45		*	22837504			BOBBIN PRESSER	1				FOR LH-3578,L
46		*	22928808			NUT	2				

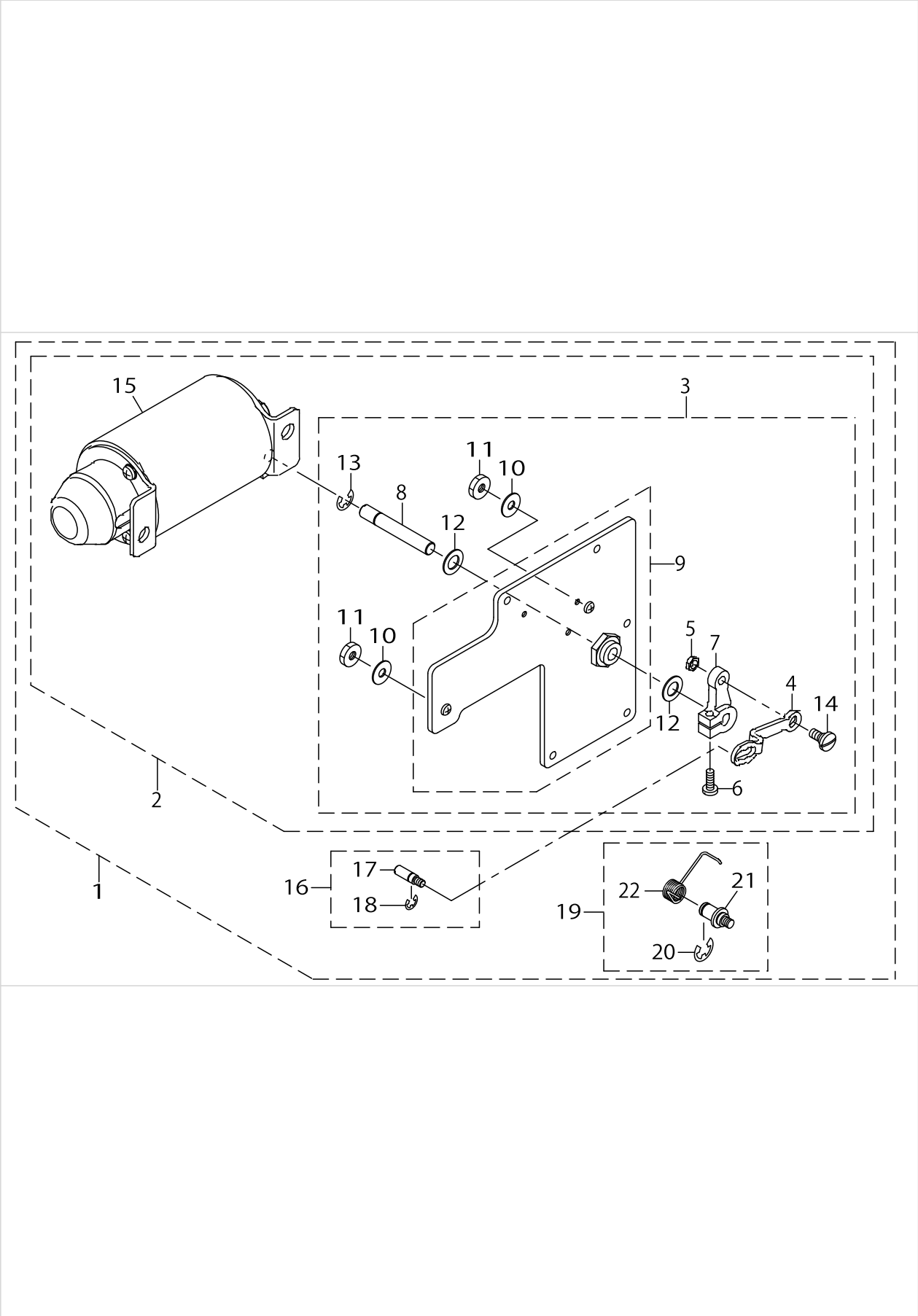
BOTTOM COVER COMPONENTS



BOTTOM COVER COMPONENTS

No.	C- ons	Le- vel	Parts No.	Replacement	Supply Code	Parts name	Qty	R- ep. Q- TY	Status	Spec	Remarks
1			40032107			ASSY_BOTTOM_COVER_A	1				
2		*	40028778	40032107	Replaced	BOTTOM_COVER	1	1.00			
3		*	40034853			CONNECTING_ROD_ASM	1				
4		*	22932107	22932156	Replaced	KNEE LIFTING ROTATING	1	1.00			
5		*	NM6060001SE			NUT M6	2				
6		*	SM8063012TR			SCREW M6 L=30	2				
7		*	40025191			KNEE_PRESS_ROD	1				
8		*	22932206			SPRING	1				
9		*	B1116210D00			FRAME SUPPORT RUBBER	4				
10		*	22932453			BRACKET ASM.	1				
11		*	22932404	22932453	Replaced	BRACKET	1	1.00			
12		*	22934707			SCREW	2				
13		*	RE1000000K0			E-RING 10	1				
14		*	SM9061853SR			SCREW M6 L=17.5	1				
15			22934251			KNEE PAD PLATE ASM.	1				ACCESSORIE P/
16		*	22934301			KNEE PAD PLATE SUPPOR	1				
17		*	22934400			KNEE PAD PLATE RUBBER	1				
18		*	22934509			KNEE PAD PLATE COVER	1				
19		*	22934608			KNEE PAD UPRIGHT SHAF	1				
20		*	SM9061203SE			SCREW M6 L=12	1				
21		*	22934202			KNEE PAD PLATE	1				

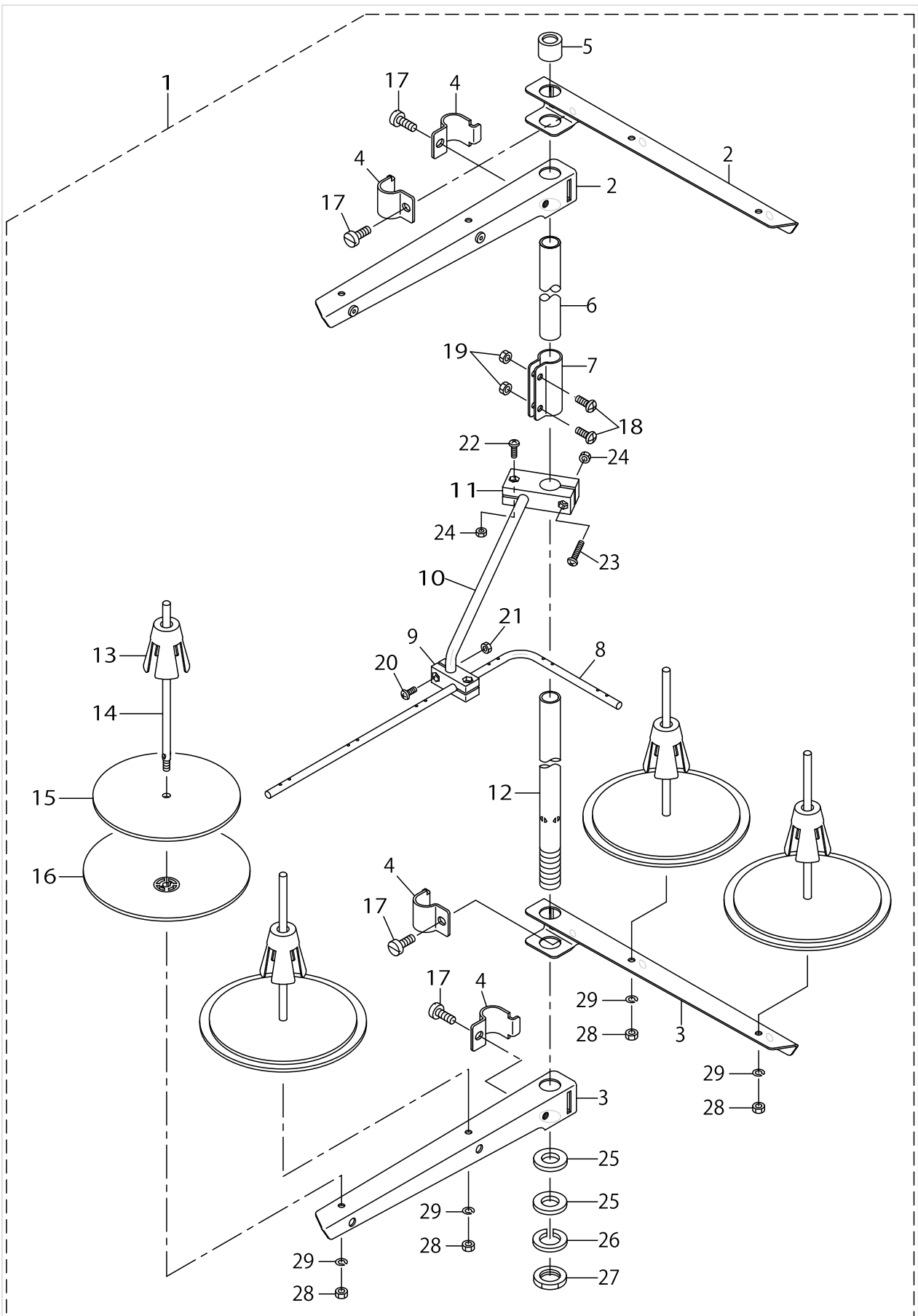
AK DEVICE COMPONENTS



AK DEVICE COMPONENTS

No.	C- ons	Le- vel	Parts No.	Replacement	Supply Code	Parts name	Qty	R- ep. Q- TY	Status	Spec	Remarks
1			40055883			AK135	1				
2		*	40036221	40055883	Replaced	ASSY_AK_DEVICE	1	1.00			
3		*	40036222			COMP_REAR_PLATE	1				
4		*	40030962			SOLENOID_LINK	1				
5		*	NS6150310SP			NUT 15/64-28	1				
6		*	SS7121410TP			SCREW 3/16-28 L=14	1				
7		*	GAK33027000			SOLENOID ARM	1				
8		*	22991400			SOLENOID SHAFT	1				
9		*	40036223			ASSY_REAR_PLATE	1				
10		*	WP0621036SP			WASHER	2				
11		*	NS6150440SP			NUT 15/64-28	2				
12		*	WP1021016SD			WASHER	2				
13		*	RE0700000K0			E-RING 7	1				
14		*	SD0800352SP			HINGE SCREW D= 8 H= 3	1				
15		*	GAKA18300B0	GAK840300BA	Replaced	AK SOLENOID ASM.,B	1	1.00			
16		*	40059504			ASSY SHAFT_PIN	1				
17		*	40030954			SHAFT_PIN	1				
18		*	RE0500000K0			E-RING	1				
19		*	40059505			ASSY AK PIN	1				
20		*	RE0800000K0			E-SHAPED SNAP RING (8M	1				
21		*	40056385			AK_LINK_SHAFT	1				
22		*	40056438			AK_RETURN_SPRING	1				

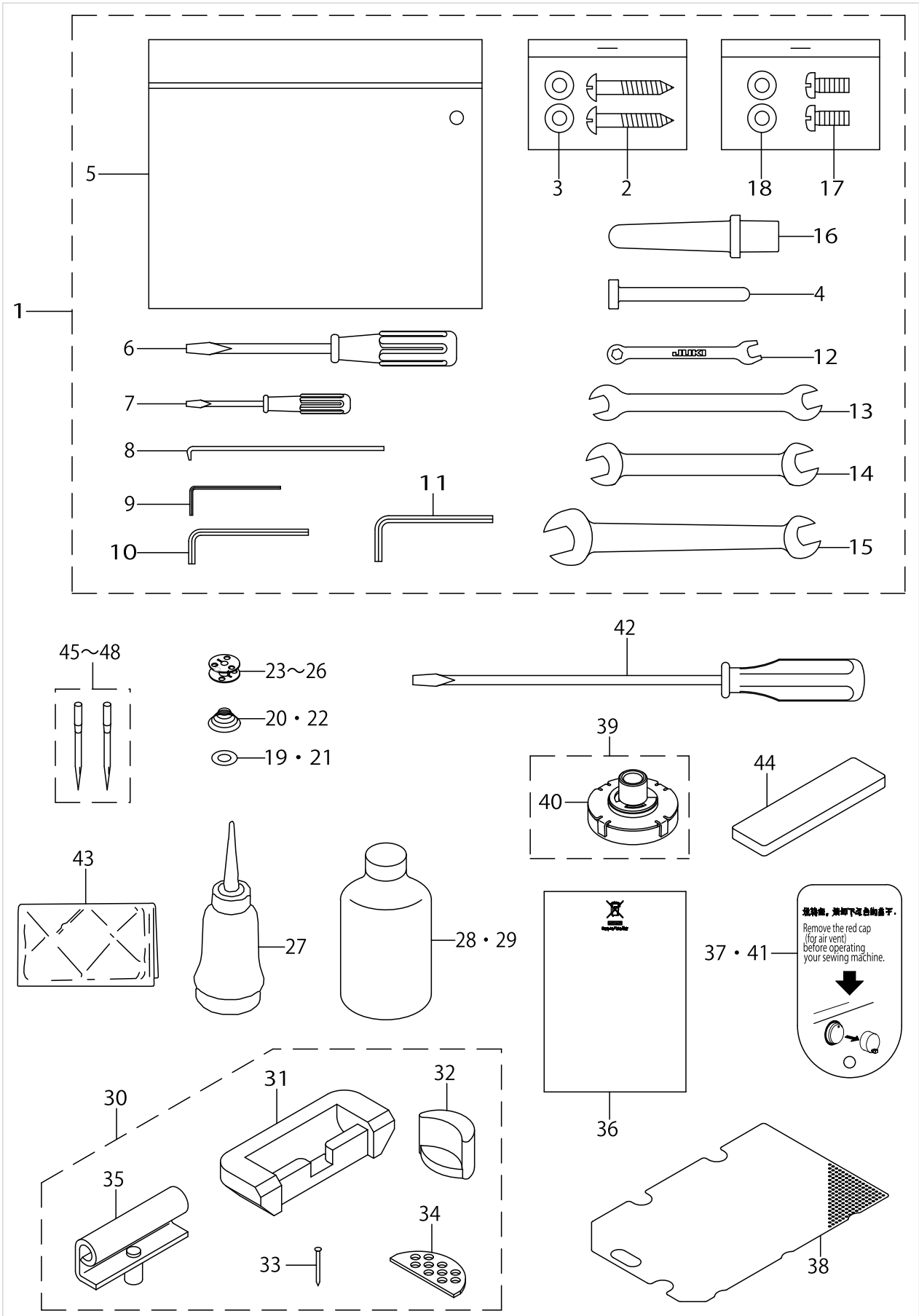
THREAD STAND COMPONENTS



THREAD STAND COMPONENTS

No.	C- ons	Le- vel	Parts No.	Replacement	Supply Code	Parts name	Qty	R- ep. Q- TY	Status	Spec	Remarks
1			13167556	40106584	Replaced	THREAD STANDING DEVIC	1	1.00			
2		*	22930556	22930358	Replaced	SPOOL REST ARM ASM.	2	1.00			
3		*	22930507	22930358	Replaced	SPOOL REST ARM	2	1.00			
4		*	22930705	22930358	Replaced	THREAD GUIDE ARM JOIN'	4	1.00			
5		*	22931406			THREAD STANDING ROD F	1				
6		*	22930408	22930358	Replaced	THREAD STANDING ROD, I	1	1.00			
7		*	22931307	22930358	Replaced	THREAD STANDING ROD J	1	1.00			
8		*	13167903	26910059	Replaced	THREAD STANDING THREA	1	1.00			
9		*	13168000	26910059	Discontinue Repla	THREAD STANDING GUIDE	1	1.00			
10		*	13168109	26910059	Replaced	THREAD STANDING GUIDE	1	1.00			
11		*	13168208	26910059	Replaced	THREAD STANDING GUIDE	1	1.00			
12		*	22930309	22930358	Replaced	THREAD STANDING ROD, I	1	1.00			
13		*	22931109	40085791	Replaced	SPOOL RETAINER	4	1.00			
14		*	22931000	40085790	Replaced	SPOOL PIN	4	1.00			
15		*	22930903			SPOOL REST CUSHION	4				
16		*	22930804			SPOOL REST	4				
17		*	SM6061610SC			SCREW M6 L=16	4				
18		*	SM4051405SE			SCREW M5 L=14	2				
19		*	NM6050001SE			NUT M5	2				
20		*	SM4041001SC			SCREW M4X0.7 L=10	2				
21		*	NM6040002SE			NUT M4X0.7	2				
22		*	SM4041201SC			SCREW M4 L=12	1				
23		*	SM4042001SC			SCREW M4 X 20	1				
24		*	NM6040002SE			NUT M4X0.7	2				
25		*	WP1612616SE			WASHER 16X30X2.6	2				
26		*	WS1643202KR			SPRING WASHER	1				
27		*	NM6160511SE			NUT M16X1.5	1				
28		*	NM6050001SE			NUT M5	4				
29		*	WS0510002KN			SPRING WASHER	4				


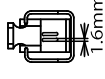
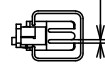
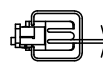

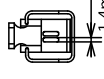
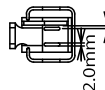
ACCESSORIE PARTS COMPONENTS



ACCESSORIE PARTS COMPONENTS

No.	C- ons	Le- vel	Parts No.	Replacement	Supply Code	Parts name	Qty	R- ep. Q- TY	Status	Spec	Remarks
1			40033439			ACCESSORIE_BAG_ASM.	1				
2		*	SK3482501SE			WOOD SCREW D=4.8 L=25	2				
3		*	WP0501016SC			WASHER 5X10.5X1	2				
4		*	40056705			KNEE_LIFTER_PRESSER_RO	1				
5		*	22932800			ACCESSORIE BAG	1				
6		*	22933105			SCREW DRIVER,MIDDLE	1				
7		*	22933204			SCREW DRIVER,SMALL	1				
8		*	B9101490000			DRIVER	1				
9		*	12455507		Disconinue	HEXAGONAL WRENCH, 1.5	1				
10		*	12455705			HEXAGONAL WRENCH, 2.5	1				
11		*	B9141372000			HEXAGONAL WRENCH, L=	1				
12		*	13160106			SPANNER (5X6)	1				
13		*	26034801			WRENCH (7X8)	1				
14		*	26233700			WRENCH	1				
15		*	26034702			WRENCH (14X11)	1				
16		*	22931604			FRAME SUPPORT BAR	1				
17		*	SM4051255SP			SCREW.,M5 L=12.	2				
18		*	WP0531000SC			WASHER 5.3X10X1	2				
19	☆		22819809			SHEET	1				FOR LH-3578-7
20	☆		40055358			SPRING_L	1				FOR LH-3578-7
21	☆		22653802			SHEET	1				FOR LH-3528-7
22	☆		10111508			SPRING	1				FOR LH-3528-7
23	☆		10210805			HARD ALUMITE BOBBIN	2				FOR LH-3528-7
24	☆		B9117051000			BOBBIN	2				FOR LH-3528,L
25	☆		10231603			BOBBIN	2				FOR LH-3578-7
26	☆		B9117563000			BOBBIN	2				FOR LH-3578,L
27			B91210120A0			OILER ASM.	1				
28	☆		MML007600CA	MDFRX1600C0	Replaced	JUKI MACHINE OIL 7	1	1.00			
29	☆		MDFRX1600C0			DEFRIX OIL NO.1(600CC)	1				EXCEPT CHINA
30			22926059			RUBBER HINGE ASM.	1				
31		*	22926000	22958052	Replaced	RUBBER CUSHION	2	1.00			
32		*	22926109	22926059	Replaced	FRAME RUBBER CUSHION	2	1.00			
33		*	22926208		Disconinue	NAIL	8				
34		*	22926505	D8226555E00	Replaced	WASHER	2	1.00			
35		*	22926356	22958052	Replaced	HINGE COMPL.	2	1.00			
36			CM600100201			WEEE INFORMATION SHEE	2				FOR JE
37			40037488			SHEET	1				FOR CHINA
38			40030768			OIL_FILTER	1				
39			40036428			ASSY_FILTER_A	1				
40		*	40036125	40036428	Replaced	FILTER	1	1.00			
41			23640006			SHEET	1				EXCEPT CHINA
42			22933006			SCREW DRIVER,LARGE	1				
43			22933303			VINYL COVER	1				
44			40035873			FILTER_B	1				
45	☆		MDP500B1002	MDP500B1000	Replaced	NEEDLE DPX5 #10-2	1	1.00			TYPE F
46	☆		MDP500B1402	MDP500B1400	Replaced	NEEDLE DPX5#14-2	1	1.00			TYPE S
47	☆		MDP500B2102			DPX5#21-2	1				TYPE G
48	☆		MDP500B0902			NEEDLE DPX5#9-2	1				TYPE A

TABLE OF EXCHANGING GAUGE PARTS (1)(FOR LH-3528)

Needle gauge size 針 幅			Presser foot asm. 押 さ え(組)					Swivel guide Presser asm. スィブルガイド 押さえ(組)
Code コード				(Tip-divided) (移動式先割れ) 	(Tip-divided) (移動式先割れ) 	(Lower feed) (下送り) 		
	inch	mm	Part No.	Part No.	Part No.	Part No.	Part No.	Part No.
A	3/32	2.4	226-37557	—	—	—	—	—
B	1/8	3.2	226-37656	400-35896	400-35896	103-91852	226-27152	226-47051
C	5/32	4.0	226-37755	400-35897	400-71909	—	—	—
D	3/16	4.8	226-37854	226-40353	228-16657	103-92058	226-27350	226-47150
E	7/32	5.6	—	226-40452	228-16656	—	226-27459	226-47259
F	1/4	6.4	226-38050	226-40551	228-16755	103-92256	226-27558	226-47358
G	9/32	7.1	226-38258	226-40759	228-16854	—	226-27657	226-47457
H	5/16	7.9	226-38357	226-40858	228-16953	—	226-27756	226-47556
K	3/8	9.5	226-38456	226-40957	228-17050	—	—	—
W	7/16	11.1	—	226-41054	400-33941	—	—	—
L	1/2	12.7	226-38753	226-41252	228-17159	103-92751	—	—
M	5/8	15.9	—	226-41351	400-33945	—	—	—
N	3/4	19.1	226-38951	226-41450	400-33947	103-93056	—	—
P	7/8	22.2	226-39157	226-41658	400-33949	228-44450	—	—
Q	1	25.4	226-39256	226-41757	400-33951	228-44559	—	—
R	1-1/8	28.6	226-39355	226-41856	400-33953	—	—	—
S	1-1/4	31.8	226-39454	226-41955	400-33955	—	—	—
T	1-3/8	34.9	—	226-42052	400-33957	—	—	—
U	1-1/2	38.1	—	226-42151	400-33959	—	—	—
Stitch spec. 縫仕様	A		★					
	F						★	★ (テ-プ 付け)
	S			★				
	G				★			
	下送り					★		


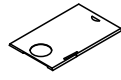
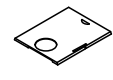
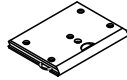
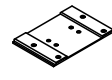
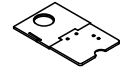





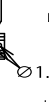
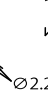
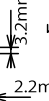
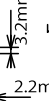
Needle gauge size 針 幅			Sliding plate asm. (Left) 滑り板(左)組	Sliding plate asm. (Right) 滑り板(右)組	Sliding plate asm. (Front) 滑り板(前) 組		Sliding plate asm. (Left) 滑り板(左)組					
Code コード												
	inch	mm	Part No.	Part No.	Part No.	Part No.	Part No.					
A	3/32	2.4	226-01058	226-00555	400-42874	232-06709	400-51633					
B	1/8	3.2										
C	5/32	4.0										
D	3/16	4.8										
E	7/32	5.6										
F	1/4	6.4										
G	9/32	7.1										
H	5/16	7.9										
K	3/8	9.5										
W	7/16	11.1										
L	1/2	12.7	226-01157	226-00654			400-45729					
M	5/8	15.9										
N	3/4	19.1										
P	7/8	22.2						226-01256	226-00753			400-45730
Q	1	25.4										
R	1-1/8	28.6										
S	1-1/4	31.8	226-01355	226-00852			400-45731					
T	1-3/8	34.9										
U	1-1/2	38.1										
Stitch spec. 縫仕様	A		Spec.common	Spec.common	Spec.common		Spec.common					
	F		仕様 共通	仕様 共通	仕様 共通	★ (テ-プ 付け)	仕様 共通					
	S											
	G											
	下送り											

TABLE OF EXCHANGING GAUGE PARTS (2)(FOR LH-3528)

Needle gauge size 針 幅		Feed Dog 送 り 歯							
Code コード [※]			 1.15 Option オプション	 1.7 Option オプション	 1.9 Option オプション	 1.7 Option オプション	 2.2 Option オプション	 1.7 Option オプション	 1.7 Option オプション
		inch	mm	Part No.	Part No.	Part No.	Part No.	Part No.	Part No.
A	3/32	2.4	400-33714	—	—	—	—	—	—
B	1/8	3.2	400-33715	400-35883	400-33563	—	400-33563	B1613-512-B0H	—
C	5/32	4.0	400-33716	—	—	226-30206	400-25784	B1613-512-C0H	—
D	3/16	4.8	400-33718	400-35884	400-33564	226-30404	400-25785	B1613-512-D0H	400-25801
E	7/32	5.6	—	400-35885	400-33565	226-30503	400-25786	B1613-512-E0H	400-25802
F	1/4	6.4	400-33720	400-35886	400-33566	226-30602	400-25787	B1613-512-F0H	400-25803
G	9/32	7.1	400-33722	400-35887	400-33567	226-30800	400-25788	B1613-512-G0H	400-25804
H	5/16	7.9	400-33723	400-35888	400-33568	226-30909	400-25789	B1613-512-H0H	400-25805
K	3/8	9.5	400-33724	—	—	226-31006	400-25790	B1613-512-K0H	400-25806
W	7/16	11.1	—	—	—	226-31105	400-25791	400-75311	400-25807
L	1/2	12.7	400-33727	—	—	226-31303	400-25792	B1613-512-L0H	400-25808
M	5/8	15.9	—	—	—	226-31402	400-25793	B1613-512-M0H	400-25809
N	3/4	19.1	400-33729	—	—	226-31501	400-25794	B1613-512-N0H	400-25810
P	7/8	22.2	400-33731	—	—	226-31709	400-25795	B1613-512-P0H	400-25811
Q	1	25.4	400-33732	—	—	226-31808	400-25796	B1613-512-Q0H	400-25812
R	1-1/8	28.6	400-33733	—	—	226-31907	400-25797	B1613-512-R0H	400-25813
S	1-1/4	31.8	400-33734	—	—	226-32004	400-25798	B1613-512-S0H	400-25814
T	1-3/8	34.9	—	—	—	226-32103	400-25799	B1613-512-T0H	400-25815
U	1-1/2	38.1	—	—	—	226-32202	400-25800	B1613-512-U0H	400-25816
Stitch spec. 縫 仕 様	A		★						
	F			★	★				
	S					★	★		
	G							★	★


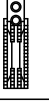
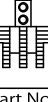







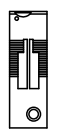


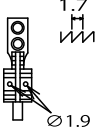
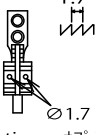
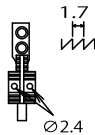
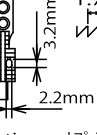
Needle gauge size 針 幅		Feed Dog (Lower feed) 送 り 歯 (下送り)		Needle clamp asm. 針 留 組		Throat plate 針 板	Throat plate (with Taping) 針 板 (テープ付)	Throat plate (Lower feed) 針 板 (下送り)	
Code コード [※]				 Wire Type ワイヤタイプ	 Hole Type ハタタイプ				
				Part No.	Part No.	Part No.	Part No.	Part No.	Part No.
A	3/32	2.4	—	—	400-35875	101-47551	226-25008	—	—
B	1/8	3.2	232-05107	—	400-26027	101-47650	226-25107 ※400-72337	226-28002	228-45200
C	5/32	4.0	—	—	400-26029	101-47759	226-25206 ※400-72338	226-28101	—
D	3/16	4.8	232-05305	—	400-26031	101-47858	226-25305	226-28200	228-45408
E	7/32	5.6	—	—	400-26033	101-47957	226-25404	226-28309	—
F	1/4	6.4	232-05503	—	400-26035	101-48054	226-25503	226-28408	228-45606
G	9/32	7.1	—	—	400-26037	101-48153	226-25602	226-28507	—
H	5/16	7.9	—	—	400-26039	101-48252	226-25701	226-28606	—
K	3/8	9.5	—	—	400-26041	101-48351	226-25800	—	—
W	7/16	11.1	—	—	400-26043	101-48450	226-25909	—	—
L	1/2	12.7	400-62249	228-48105	400-26045	101-48559	226-26006	—	400-62254
M	5/8	15.9	—	—	400-26047	101-48658	226-26105	—	—
N	3/4	19.1	400-62251	228-48303	400-26049	101-48757	226-26204	—	400-62256
P	7/8	22.2	400-62252	228-48402	400-26051	101-48856	226-26303	—	400-62257
Q	1	25.4	400-62253	228-48501	400-26053	101-48955	226-26402	—	400-62258
R	1-1/8	28.6	—	—	400-26055	101-49052	226-26501	—	—
S	1-1/4	31.8	—	—	400-26057	101-49151	226-26600	—	—
T	1-3/8	34.9	—	—	400-26059	101-49250	226-26709	—	—
U	1-1/2	38.1	—	—	400-26061	101-49359	226-26808	—	—
Stitch spec. 縫 仕 様	A				★		★	Spec.common 仕 様 共 通	
	F								
	S					★	※のみ		
	G						★		
		下送り	★	★					★

TABLE OF EXCHANGING GAUGE PARTS (FOR LH-3528-7)

Needle gauge size 針 幅		Throat plate 針 板	Needle clamp asm. 針 留 組		Feed dog 送 り 歯				
Code コード			 Wire Type ワイヤタイプ	 Hole Type 穴タイプ	 1.7 1.9	 1.7 1.7 Option オプション	 1.7 2.4	 1.7 3.2mm 2.2mm Option オプション	
			inch	mm	Part No.	Part No.	Part No.	Part No.	Part No.
A	3/32	2.4	—	400-35875	101-47551	—	—	—	—
B	1/8	3.2	400-35881	400-26027	101-47650	400-61270	400-35890	400-53705	400-53705
C	5/32	4.0	400-25485	400-26029	101-47759	400-61271	400-25817	400-71911	—
D	3/16	4.8	400-25490	400-26031	101-47858	400-61272	400-25818	400-35891	400-25831
E	7/32	5.6	400-25491	400-26033	101-47957	400-61273	400-25819	400-50009	400-25832
F	1/4	6.4	400-25492	400-26035	101-48054	400-61274	400-26715	400-35892	400-25833
G	9/32	7.1	400-25493	400-26037	101-48153	400-61275	400-25820	400-50010	400-25834
H	5/16	7.9	400-25494	400-26039	101-48252	400-61276	400-25821	400-50011	400-25835
K	3/8	9.5	400-25495	400-26041	101-48351	400-61277	400-25822	400-35893	400-25836
W	7/16	11.1	400-25496	400-26043	101-48450	—	400-25823	—	400-25837
L	1/2	12.7	400-25498	400-26045	101-48559	400-61278	400-25824	400-35894	400-25838
M	5/8	15.9	400-25499	400-26047	101-48658	400-61279	400-25825	400-71912	400-25839
N	3/4	19.1	400-25500	400-26049	101-48757	400-61280	400-25826	400-35895	400-25840
P	7/8	22.2	400-25502	400-26051	101-48856	400-61281	400-25827	400-71913	400-25841
Q	1	25.4	400-25503	400-26053	101-48955	400-61282	400-25828	400-71914	400-25842
R	1-1/8	28.6	400-25504	400-26055	101-49052	400-61283	400-25829	400-71915	400-25843
S	1-1/4	31.8	400-25505	400-26057	101-49151	400-61284	400-25830	400-71916	400-25844
T	1-3/8	34.9	—	400-26059	101-49250	—	—	—	—
U	1-1/2	38.1	—	400-26061	101-49359	—	—	—	—
Stitch spec. 縫仕様	A			★					
	F			★					
	S	★		★		★	★		
	G	★			★			★	★




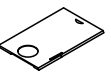
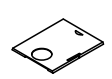
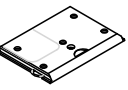
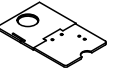















Needle gauge size 針 幅		Presser foot asm. 押 さ え(組)		Sliding plate asm. (Left) 滑り板(左)組	Sliding plate asm. (Right) 滑り板(右)組	Sliding plate asm. (Front) 滑り板(前)組	Sliding plate asm. (Left) 滑り板(左)組	
Code コード		 (Tip-divided) (移動式先割れ) 2.0mm	 (Tip-divided) (移動式先割れ) 2.4mm				 Option オプション	
		inch	mm	Part No.	Part No.	Part No.	Part No.	Part No.
B	1/8	3.2	400-35896	400-35896	400-25247	400-25235	400-51633	
C	5/32	4.0	400-35897	400-71909				
D	3/16	4.8	226-40353	228-16557				
E	7/32	5.6	226-40452	228-16656				
F	1/4	6.4	226-40551	228-16755				
G	9/32	7.1	226-40759	228-16854				
H	5/16	7.9	226-40858	228-16953				
K	3/8	9.5	226-40957	228-17050				
W	7/16	11.1	226-41054	400-33941				
L	1/2	12.7	226-41252	228-17159				
M	5/8	15.9	226-41351	400-33945	400-25248	400-25236	400-45729	
N	3/4	19.1	226-41450	400-33947	400-25249	400-25239	400-45730	
P	7/8	22.2	226-41658	400-33949				
Q	1	25.4	226-41757	400-33951				
R	1-1/8	28.6	226-41856	400-33953				
S	1-1/4	31.8	226-41955	400-33955	400-25250	400-25240	400-45731	
Stitch spec. 縫仕様	S		★		Spec.common 仕様 共通	Spec.common 仕様 共通	Spec.common 仕様 共通	Spec.common 仕様 共通
	G			★				

TABLE OF EXCHANGING GAUGE PARTS (FOR LH-3568)

Needle gauge size 針 幅			Needle clamp asm.(for DP5) 針 留組(DP5用)				Sliding plate asm. (Front) 滑り板(前)	Sliding plate asm. (Left) 滑り板(左組)	
Code コード			Needle clamp asm. (Left) 針 留(左組)  (Wire Type ワイタイプ)	Needle clamp asm. (Right) 針 留(右組)  (Wire Type ワイタイプ)	Needle clamp asm. (Left) 針 留(左組)  (Hole Type ホタイプ)	Needle clamp asm. (Right) 針 留(右組)  (Hole Type ホタイプ)		 Option オプション	
	inch	mm	Part No.	Part No.	Part No.	Part No.	Part No.	Part No.	
B	1/8	3.2	400-35761	400-35771	B1402-528-BA0-A	B1402-528-BA0-A	400-42874	400-51633	
C	5/32	4.0	400-35762	400-35772	B1402-528-CA0-A	B1402-528-CA0-A			
D	3/16	4.8	400-35763	400-35773	B1402-528-DAL-A	B1402-528-DAR-A			
E	7/32	5.6	400-35764	400-35774	B1402-528-EAL-A	B1402-528-EAR-A			
F	1/4	6.4	400-29561	400-29562	B1402-528-FAL-A	B1402-528-FAR-A			
G	9/32	7.1	400-35765	400-35775	B1402-528-GAL	B1402-528-GAR			
H	5/16	7.9	400-35766	400-35776	B1402-528-HAL-A	B1402-528-HAR-A			
K	3/8	9.5	400-35767	400-35777	B1402-528-KAL-A	B1402-528-KAR-A			
L	1/2	12.7	400-35768	400-35778	B1402-528-LAL	B1402-528-LAR			
M	5/8	15.9	400-35769	400-35779	B1402-528-MAL	B1402-528-MAR			400-45729
N	3/4	19.1	400-35770	400-35780	B1402-528-NAL	B1402-528-NAR			400-45730
P	7/8	22.2	400-71917	400-71919	B1402-528-PAL	B1402-528-PAR			
Q	1	25.4	400-71921	400-71923	B1402-528-QAL	B1402-528-QAR			
Stitch spec. 縫仕様	S		★	★			★	★	
	G				★	★			

Needle gauge size 針 幅			Needle clamp asm.(for DP17) 針 留組(DP17用)				Sliding plate asm. (Left) 滑り板(左組)	Sliding plate asm. (Right) 滑り板(右組)	Throat plate 針 板
Code コード			Needle clamp asm. (Left) 針留(左組)  Option オプション	Needle clamp asm. (Right) 針留(右組)  Option オプション	Needle clamp asm. (Left) 針 留(左組)  Option オプション	Needle clamp asm. (Right) 針 留(右組)  Option オプション			
	inch	mm	Part No.	Part No.	Part No.	Part No.	Part No.	Part No.	Part No.
B	1/8	3.2	400-35877	400-35878	B1402-526-BA0-A	B1402-526-BA0-A	226-01058	226-00555	226-25107
C	5/32	4.0	400-26063	400-26084	B1402-526-CA0-A	B1402-526-CA0-A			226-25206
D	3/16	4.8	400-26065	400-26086	B1402-526-DAL-A	B1402-526-DAR-A			※ 400-72338
E	7/32	5.6	400-26067	400-26088	102-28559	102-28567			226-25305
F	1/4	6.4	400-26069	400-26090	B1402-526-FAL-A	B1402-526-FAR-A			226-25404
G	9/32	7.1	400-26070	400-26091	B1402-526-GAL-A	B1402-526-GAR-A			226-25503
H	5/16	7.9	400-26072	400-26093	B1402-526-HAL-A	B1402-526-HAR-A			226-25602
K	3/8	9.5	400-26074	400-26095	B1402-526-KAL-A	B1402-526-KAR-A			226-25701
L	1/2	12.7	400-26076	400-26097	B1402-526-LAL-A	B1402-526-LAR-A			226-25800
M	5/8	15.9	400-26078	400-26099	102-28856	102-28864			226-26006
N	3/4	19.1	400-26080	400-26101	102-28955	102-28963			226-26105
P	7/8	22.2	—	—	—	—			226-26204
Q	1	25.4	400-26082	400-26103	102-29151	102-29169			226-26303
Stitch spec. 縫仕様	S		★	★			★	★	★
	G				★	★			※のみ ★





















Needle gauge size 針 幅			Feed Dog 送り歯				Presser foot asm. 押 さ え(組)	
Code コード			 Option オプション 1.7 φ1.9	 Option オプション 1.7 φ1.7	 Option オプション 1.7 φ2.2	 Option オプション 3.2mm 1.7 φ2.2mm	 (Tip-divided) (移動式先割れ) 2.0mm	 (Tip-divided) (移動式先割れ) 2.4mm
	inch	mm	Part No.	Part No.	Part No.	Part No.	Part No.	Part No.
B	1/8	3.2	—	400-33563	—	—	400-35896	400-35896
C	5/32	4.0	226-30206	400-25784	B1613-512-C0H	—	400-35897	400-71909
D	3/16	4.8	226-30404	400-25785	B1613-512-D0H	400-25801	226-40353	228-16557
E	7/32	5.6	226-30503	400-25786	B1613-512-E0H	400-25802	226-40452	228-16656
F	1/4	6.4	226-30602	400-25787	B1613-512-F0H	400-25803	226-40551	228-16755
G	9/32	7.1	226-30800	400-25788	B1613-512-G0H	400-25804	226-40759	228-16854
H	5/16	7.9	226-30909	400-25789	B1613-512-H0H	400-25805	226-40858	228-16953
K	3/8	9.5	226-31006	400-25790	B1613-512-K0H	400-25806	226-40957	228-17050
L	1/2	12.7	226-31303	400-25792	B1613-512-L0H	400-25808	226-41252	228-17159
M	5/8	15.9	226-31402	400-25793	B1613-512-M0H	400-25809	226-41351	400-33945
N	3/4	19.1	226-31501	400-25794	B1613-512-N0H	400-25810	226-41450	400-33947
P	7/8	22.2	226-31709	400-25795	B1613-512-P0H	400-25811	226-41658	400-33949
Q	1	25.4	226-31808	400-25796	B1613-512-Q0H	400-25812	226-41757	400-33951
Stitch spec. 縫仕様	S		★	★			★	
	G				★	★		★

TABLE OF EXCHANGING GAUGE PARTS (FOR LH-3568-7)

Needle gauge size 針 幅		Feed Dog 送り 歯				Presser foot asm. 押 さ え(組)		Throat plate 針 板	
Code コード			 1.7 Option オプション φ1.9	 1.7 Option オプション φ1.7	 1.7 Option オプション φ2.4	 1.7 Option オプション φ2.2mm	(Tip-divided) (移動式先割れ) 2.0mm	(Tip-divided) (移動式先割れ) 2.4mm	
	inch	mm	Part No.	Part No.	Part No.	Part No.	Part No.	Part No.	Part No.
B	1/8	3.2	400-61270	400-35890	400-53705	400-53705	400-35896	400-35896	400-35881
C	5/32	4.0	400-61271	400-25817	400-71911	—	400-35897	400-71909	400-25485
D	3/16	4.8	400-61272	400-25818	400-35891	400-25831	226-40353	228-16557	400-25490
E	7/32	5.6	400-61273	400-25819	400-50009	400-25832	226-40452	228-16656	400-25491
F	1/4	6.4	400-61274	400-26715	400-35892	400-25833	226-40551	228-16755	400-25492
G	9/32	7.1	400-61275	400-25820	400-50010	400-25834	226-40759	228-16854	400-25493
H	5/16	7.9	400-61276	400-25821	400-50011	400-25835	226-40858	228-16953	400-25494
K	3/8	9.5	400-61277	400-25822	400-35893	400-25836	226-40957	228-17050	400-25495
L	1/2	12.7	400-61278	400-25824	400-35894	400-25838	226-41252	228-17159	400-25498
M	5/8	15.9	400-61279	400-25825	400-71912	400-25839	226-41351	400-33945	400-25499
N	3/4	19.1	400-61280	400-25826	400-35895	400-25840	226-41450	400-33947	400-25500
P	7/8	22.2	400-61281	400-25827	400-71913	400-25841	226-41658	400-33949	400-25502
Q	1	25.4	400-61282	400-25828	400-71914	400-25842	226-41757	400-33951	400-25503
Stitch spec. 縫仕様	S		★	★			★		Spec.common 仕様 共通
	G				★	★		★	

Needle gauge size 針 幅		Needle clamp asm.(for DP5) 針 留組(DP5用)				Sliding plate asm. (Front) 滑り板(前) 組	Sliding plate asm. (Left) 滑り板(左) 組	
Code コード			Needle clamp asm. (Left) 針 留(左)組 (Wire Type ワイヤタイプ) 	Needle clamp asm. (Right) 針 留(右)組 (Wire Type ワイヤタイプ) 	Needle clamp asm. (Left) 針 留(左)組 (Hole Type ホルタイプ) 	Needle clamp asm. (Right) 針 留(右)組 (Hole Type ホルタイプ) 		 Option オプション
	inch	mm	Part No.	Part No.	Part No.	Part No.	Part No.	Part No.
B	1/8	3.2	400-35761	400-35771	B1402-528-BA0-A	B1402-528-BA0-A	400-42880	400-51633
C	5/32	4.0	400-35762	400-35772	B1402-528-CA0-A	B1402-528-CA0-A		
D	3/16	4.8	400-35763	400-35773	B1402-528-DAL-A	B1402-528-DAR-A		
E	7/32	5.6	400-35764	400-35774	B1402-528-EAL	B1402-528-EAR		
F	1/4	6.4	400-29561	400-29562	B1402-528-FAL-A	B1402-528-FAR-A		
G	9/32	7.1	400-35765	400-35775	B1402-528-GAL	B1402-528-GAR		
H	5/16	7.9	400-35766	400-35776	B1402-528-HAL-A	B1402-528-HAR-A		
K	3/8	9.5	400-35767	400-35777	B1402-528-KAL-A	B1402-528-KAR-A		
L	1/2	12.7	400-35768	400-35778	B1402-528-LAL	B1402-528-LAR		
M	5/8	15.9	400-35769	400-35779	B1402-528-MAL	B1402-528-MAR		
N	3/4	19.1	400-35770	400-35780	B1402-528-NAL	B1402-528-NAR		
P	7/8	22.2	400-71917	400-71919	B1402-528-PAL	B1402-528-PAR		
Q	1	25.4	400-71921	400-71923	B1402-528-QAL	B1402-528-QAR		
Stitch spec. 縫仕様	S		Spec.common 仕様 共通	Spec.common 仕様 共通	Spec.common 仕様 共通	Spec.common 仕様 共通	Spec.common 仕様 共通	Spec.common 仕様 共通
	G							









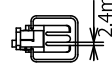
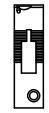
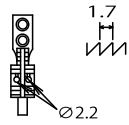
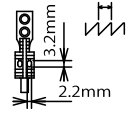

Needle gauge size 針 幅		Needle clamp asm.(for DP17) 針 留組(DP17用)				Sliding plate asm. (Left) 滑り板(左) 組	Sliding plate asm. (Right) 滑り板(右) 組	
Code コード			Needle clamp asm. (Left) 針 留(左)組 Option オプション 	Needle clamp asm. (Right) 針 留(右)組 Option オプション 	Needle clamp asm. (Left) 針 留(左)組 Option オプション 	Needle clamp asm. (Right) 針 留(右)組 Option オプション 		
	inch	mm	Part No.	Part No.	Part No.	Part No.	Part No.	Part No.
B	1/8	3.2	400-35877	400-35878	B1402-526-BA0-A	B1402-526-BA0-A	400-25247	400-25235
C	5/32	4.0	400-26063	400-26084	B1402-526-CA0-A	B1402-526-CA0-A		
D	3/16	4.8	400-26065	400-26086	B1402-526-DAL-A	B1402-526-DAR-A		
E	7/32	5.6	400-26067	400-26088	102-28559	102-28567		
F	1/4	6.4	400-26069	400-26090	B1402-526-FAL-A	B1402-526-FAR-A		
G	9/32	7.1	400-26070	400-26091	B1402-526-GAL-A	B1402-526-GAR-A		
H	5/16	7.9	400-26072	400-26093	B1402-526-HAL-A	B1402-526-HAR-A		
K	3/8	9.5	400-26074	400-26095	B1402-526-KAL-A	B1402-526-KAR-A		
L	1/2	12.7	400-26076	400-26097	B1402-526-LAL-A	B1402-526-LAR-A		
M	5/8	15.9	400-26078	400-26099	102-28856	102-28864		
N	3/4	19.1	400-26080	400-26101	102-28955	102-28963		
P	7/8	22.2	—	—	—	—		
Q	1	25.4	400-26082	400-26103	102-29151	102-29169		
Stitch spec. 縫仕様	S		Spec.common 仕様 共通	Spec.common 仕様 共通	★	★	Spec.common 仕様 共通	Spec.common 仕様 共通
	G							

TABLE OF EXCHANGING GAUGE PARTS (FOR LH-3578)

Needle gauge size 針 幅		Presser foot asm. 押 さ え(組)	Throat plate 針 板	Feed dog 送 り 歯		Needle clamp asm. 針 留 組	
Code コート		(Tip-divided) (移動式先割れ)  2.4mm		 1.7 ∅2.2	Option オプション  1.7 3.2mm 2.2mm		
	inch	mm	Part No.	Part No.	Part No.	Part No.	Part No.
B	1/8	3.2	400-35896	400-72337	B1613-512-B0H	—	101-47650
C	5/32	4.0	400-71909	400-72338	B1613-512-C0H	—	101-47759
D	3/16	4.8	228-16557	226-25305	B1613-512-D0H	400-25801	101-47858
E	7/32	5.6	228-16656	226-25404	B1613-512-E0H	400-25802	101-47957
F	1/4	6.4	228-16755	226-25503	B1613-512-F0H	400-25803	101-48054
G	9/32	7.1	228-16854	226-25602	B1613-512-G0H	400-25804	101-48153
H	5/16	7.9	228-16953	226-25701	B1613-512-H0H	400-25805	101-48252
K	3/8	9.5	228-17050	226-25800	B1613-512-K0H	400-25806	101-48351
W	7/16	11.1	400-33941	226-25909	400-75311	400-25807	101-48450
L	1/2	12.7	228-17159	226-26006	B1613-512-L0H	400-25808	101-48559
M	5/8	15.9	400-33945	226-26105	B1613-512-M0H	400-25809	101-48658
N	3/4	19.1	400-33947	226-26204	B1613-512-N0H	400-25810	101-48757
P	7/8	22.2	400-33949	226-26303	B1613-512-POH	400-25811	101-48856
Q	1	25.4	400-33951	226-26402	B1613-512-Q0H	400-25812	101-48955
R	1-1/8	28.6	400-33953	226-26501	B1613-512-ROH	400-25813	101-49052
S	1-1/4	31.8	400-33955	226-26600	B1613-512-S0H	400-25814	101-49151
T	1-3/8	34.9	400-33957	226-26709	B1613-512-TOH	400-25815	101-49250
U	1-1/2	38.1	400-33959	226-26808	B1613-512-U0H	400-25816	101-49359
Stitch spec. 縫仕様		Type G G仕様					


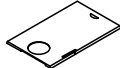

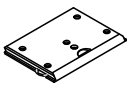




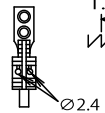
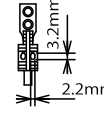

Needle gauge size 針 幅		Sliding plate asm. (Left) 滑り板(左)組	Sliding plate asm. (Right) 滑り板(右)組	Sliding plate asm. (Front) 滑り板(前)組	Sliding plate asm. (Left) 滑り板(左)組
Code コート					 Option オプション
	inch	mm	Part No.	Part No.	Part No.
B	1/8	3.2	226-01058	226-00555	400-51633
C	5/32	4.0			
D	3/16	4.8			
E	7/32	5.6			
F	1/4	6.4			
G	9/32	7.1			
H	5/16	7.9			
K	3/8	9.5			
L	1/2	12.7	226-01157	226-00654	400-42874
M	5/8	15.9			
N	3/4	19.1			
P	7/8	22.2			
Q	1	25.4	226-01256	226-00753	400-45730
R	1-1/8	28.6			
S	1-1/4	31.8	226-01355	226-00852	400-45731
T	1-3/8	34.9			
U	1-1/2	38.1			
Stitch spec. 縫仕様		Type G G仕様			

TABLE OF EXCHANGING GAUGE PARTS (FOR LH-3578-7)

Needle gauge size 針 幅		Presser foot asm. 押 さ え(組)	Throat plate 針 板	Feed dog 送 り 歯		Needle clamp asm. 針 留 組	
Code コード		(Tip-divided) (移動式先割れ)  2.4mm		 1.7 Ø2.4	 1.7 3.2mm 2.2mm Option オプション		
	inch	mm	Part No.	Part No.	Part No.	Part No.	Part No.
B	1/8	3.2	400-35896	400-35881	400-53705	400-53705	101-47650
C	5/32	4.0	400-71909	400-25485	400-71911	—	101-47759
D	3/16	4.8	228-16557	400-25490	400-35891	400-25831	101-47858
E	7/32	5.6	228-16656	400-25491	400-50009	400-25832	101-47957
F	1/4	6.4	228-16755	400-25492	400-35892	400-25833	101-48054
G	9/32	7.1	228-16854	400-25493	400-50010	400-25834	101-48153
H	5/16	7.9	228-16953	400-25494	400-50011	400-25835	101-48252
K	3/8	9.5	228-17050	400-25495	400-35893	400-25836	101-48351
W	7/16	11.1	400-33941	400-25496	—	400-25837	101-48450
L	1/2	12.7	228-17159	400-25498	400-35894	400-25838	101-48559
M	5/8	15.9	400-33945	400-25499	400-71912	400-25839	101-48658
N	3/4	19.1	400-33947	400-25500	400-35895	400-25840	101-48757
P	7/8	22.2	400-33949	400-25502	400-71913	400-25841	101-48856
Q	1	25.4	400-33951	400-25503	400-71914	400-25842	101-48955
Stitch spec. 縫仕様		Type G G仕様					


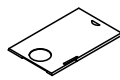

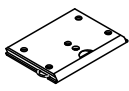
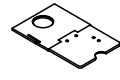










Needle gauge size 針 幅		Sliding plate asm. (Left) 滑り板(左)組	Sliding plate asm. (Right) 滑り板(右)組	Sliding plate asm. (Front) 滑り板(前)組	Sliding plate asm. (Left) 滑り板(左)組
Code コード					 Option オプション
	inch	mm	Part No.	Part No.	Part No.
B	1/8	3.2	400-25247	400-25235	400-51633
C	5/32	4.0			
D	3/16	4.8			
E	7/32	5.6			
F	1/4	6.4			
G	9/32	7.1			
H	5/16	7.9			
K	3/8	9.5			
W	7/16	11.1			
L	1/2	12.7			
M	5/8	15.9	400-25248	400-25236	400-45729
N	3/4	19.1	400-25249	400-25239	400-45730
P	7/8	22.2			
Q	1	25.4			
Stitch spec. 縫仕様		Type G G仕様			

TABLE OF EXCHANGING GAUGE PARTS (FOR LH-3588)

Needle gauge size 針 幅		Needle clamp asm.(for DP5) 針 留組(D P 5用)		Needle clamp asm.(for DP17) 針 留組(D P 17用)		
Code コード			Needle clamp asm. (Left) 針 留(左)組 	Needle clamp asm. (Right) 針 留(右)組 	Needle clamp asm. (Left) 針 留(左)組 	Needle clamp asm. (Right) 針 留(右)組 
	inch	mm	Part No.	Part No.	Part No.	Part No.
B	1/8	3.2	B1402-528-BA0-A	B1402-528-BA0-A	B1402-526-BA0-A	B1402-526-BA0-A
C	5/32	4.0	B1402-528-CA0-A	B1402-528-CA0-A	B1402-526-CA0-A	B1402-526-CA0-A
D	3/16	4.8	B1402-528-DAL-A	B1402-528-DAR-A	B1402-526-DAL-A	B1402-526-DAR-A
E	7/32	5.6	B1402-528-EAL	B1402-528-EAR	102-28559	102-28567
F	1/4	6.4	B1402-528-FAL-A	B1402-528-FAR-A	B1402-526-FAL-A	B1402-526-FAR-A
G	9/32	7.1	B1402-528-GAL	B1402-528-GAR	B1402-526-GAL-A	B1402-526-GAR-A
H	5/16	7.9	B1402-528-HAL-A	B1402-528-HAR-A	B1402-526-HAL-A	B1402-526-HAR-A
K	3/8	9.5	B1402-528-KAL-A	B1402-528-KAR-A	B1402-526-KAL-A	B1402-526-KAR-A
L	1/2	12.7	B1402-528-LAL	B1402-528-LAR	B1402-526-LAL-A	B1402-526-LAR-A
M	5/8	15.9	B1402-528-MAL	B1402-528-MAR	102-28856	102-28864
N	3/4	19.1	B1402-528-NAL	B1402-528-NAR	102-28955	102-28963
P	7/8	22.2	B1402-528-PAL	B1402-528-PAR	—	—
Q	1	25.4	B1402-528-QAL	B1402-528-QAR	102-29151	102-29169
Stitch spec. 縫仕様		Type G G 仕様				

Needle gauge size 針 幅		Throat plate 針 板	Feed Dog 送り 歯		Presser foot asm. 押 さ え組	
Code コード				 1.7 Option オプション  3.2mm 1.7 2.2mm	(Tip-divided) (移動式先割れ)  2.4mm	
	inch	mm	Part No.	Part No.	Part No.	
B	1/8	3.2	400-72337	B1613-512-B0H	—	400-35896
C	5/32	4.0	400-72338	B1613-512-C0H	—	400-71909
D	3/16	4.8	226-25305	B1613-512-D0H	400-25801	228-16557
E	7/32	5.6	226-25404	B1613-512-E0H	400-25802	228-16656
F	1/4	6.4	226-25503	B1613-512-F0H	400-25803	228-16755
G	9/32	7.1	226-25602	B1613-512-G0H	400-25804	228-16854
H	5/16	7.9	226-25701	B1613-512-H0H	400-25805	228-16953
K	3/8	9.5	226-25800	B1613-512-K0H	400-25806	228-17050
W	7/16	11.1	226-25909	400-75311	400-25807	400-33941
L	1/2	12.7	226-26006	B1613-512-L0H	400-25808	228-17159
M	5/8	15.9	226-26105	B1613-512-M0H	400-25809	400-33945
N	3/4	19.1	226-26204	B1613-512-N0H	400-25810	400-33947
P	7/8	22.2	226-26303	B1613-512-P0H	400-25811	400-33949
Q	1	25.4	226-26402	B1613-512-Q0H	400-25812	400-33951
Stitch spec. 縫仕様		Type G G 仕様				



















Needle gauge size 針 幅		Sliding plate asm. (Left) 滑り板(左)組	Sliding plate asm. (Right) 滑り板(右)組	Sliding plate asm. (Front) 滑り板(前) 組	Sliding plate asm. (Left) 滑り板(左)組	
Code コード						
	inch	mm	Part No.	Part No.	Part No.	Part No.
B	1/8	3.2	226-01058	226-00555	400-42874	400-51633
C	5/32	4.0				
D	3/16	4.8				
E	7/32	5.6				
F	1/4	6.4				
G	9/32	7.1				
H	5/16	7.9	226-01157	226-00654	400-45729	
K	3/8	9.5				
L	1/2	12.7				
M	5/8	15.9	226-01256	226-00753	400-45730	
N	3/4	19.1				
P	7/8	22.2				
Q	1	25.4				
Stitch spec. 縫仕様		Type G G 仕様				

TABLE OF EXCHANGING GAUGE PARTS (FOR LH-3588-7)

Needle gauge size 針 幅		Needle clamp asm.(for DP5) 針 留組(DP5用)		Needle clamp asm.(for DP17) 針 留組(DP17用)		
Code コード			Needle clamp asm. (Left) 針 留(左)組 	Needle clamp asm. (Right) 針 留(右)組 	Needle clamp asm. (Left) 針 留(左)組 	Needle clamp asm. (Right) 針 留(右)組 
	inch	mm	Part No.	Part No.	Part No.	Part No.
B	1/8	3.2	B1402-528-BA0-A	B1402-528-BA0-A	B1402-526-BA0-A	B1402-526-BA0-A
C	5/32	4.0	B1402-528-CA0-A	B1402-528-CA0-A	B1402-526-CA0-A	B1402-526-CA0-A
D	3/16	4.8	B1402-528-DAL-A	B1402-528-DAR-A	B1402-526-DAL-A	B1402-526-DAR-A
E	7/32	5.6	B1402-528-EAL	B1402-528-EAR	102-28559	102-28567
F	1/4	6.4	B1402-528-FAL-A	B1402-528-FAR-A	B1402-526-FAL-A	B1402-526-FAR-A
G	9/32	7.1	B1402-528-GAL	B1402-528-GAR	B1402-526-GAL-A	B1402-526-GAR-A
H	5/16	7.9	B1402-528-HAL-A	B1402-528-HAR-A	B1402-526-HAL-A	B1402-526-HAR-A
K	3/8	9.5	B1402-528-KAL-A	B1402-528-KAR-A	B1402-526-KAL-A	B1402-526-KAR-A
L	1/2	12.7	B1402-528-LAL	B1402-528-LAR	B1402-526-LAL-A	B1402-526-LAR-A
M	5/8	15.9	B1402-528-MAL	B1402-528-MAR	102-28856	102-28864
N	3/4	19.1	B1402-528-NAL	B1402-528-NAR	102-28955	102-28963
P	7/8	22.2	B1402-528-PAL	B1402-528-PAR	—	—
Q	1	25.4	B1402-528-QAL	B1402-528-QAR	102-29151	102-29169
Stitch spec. 縫仕様			Type G G 仕様			

Needle gauge size 針 幅		Throat plate 針 板	Feed Dog 送り 歯		Presser foot asm. 押 さ え(組)
Code コード					
	inch	mm	Part No.	Part No.	Part No.
B	1/8	3.2	400-35881	400-53705	400-35896
C	5/32	4.0	400-25485	400-71911	400-71909
D	3/16	4.8	400-25490	400-35891	400-25831
E	7/32	5.6	400-25491	400-50009	400-25832
F	1/4	6.4	400-25492	400-35892	400-25833
G	9/32	7.1	400-25493	400-50010	400-25834
H	5/16	7.9	400-25494	400-50011	400-25835
K	3/8	9.5	400-25495	400-35893	400-25836
W	7/16	11.1	400-95796	—	400-25837
L	1/2	12.7	400-25498	400-35894	400-25838
M	5/8	15.9	400-25499	400-71912	400-25839
N	3/4	19.1	400-25500	400-35895	400-25840
P	7/8	22.2	400-25502	400-71913	400-25841
Q	1	25.4	400-25503	400-71914	400-25842
Stitch spec. 縫仕様			Type G G 仕様		

Needle gauge size 針 幅		Sliding plate asm. (Left) 滑り板(左)組	Sliding plate asm. (Right) 滑り板(右)組	Sliding plate asm. (Front) 滑り板(前) 組	Sliding plate asm. (Left) 滑り板(左)組
Code コード					
	inch	mm	Part No.	Part No.	Part No.
B	1/8	3.2	400-25247	400-25235	400-51633
C	5/32	4.0			
D	3/16	4.8			
E	7/32	5.6			
F	1/4	6.4			
G	9/32	7.1			
H	5/16	7.9			
K	3/8	9.5			
W	7/16	11.1			
L	1/2	12.7			
M	5/8	15.9	400-25248	400-25236	400-45729
N	3/4	19.1	400-25249	400-25239	400-45730
P	7/8	22.2			
Q	1	25.4			
Stitch spec. 縫仕様			Type G G 仕様		

LIST FOR INFORMATION OF CHANGE (1)

As to the place changed, refer to the corresponding Rev.No.
 When previous parts(Obsoleted part)and new parts(Added parts)are
 not interchangeable with each other:
 In this case, even obsoleted parts(D.)can be ordered with the
 obsoleted part number, so select the parts with changed dates and
 place your orders.

変更箇所は、該当Rev.No.版をご参照ください。
 部品の互換性がない変更の場合は、削除された品番でも、ご注文できます。

40058960
 No.1481-04 Rev.No.

*A:Added parts追加部品/D:Obsoleted parts削除部品/E:Erratum訂正

* Rev. No.	Page 頁	Ref. No.	Parts No. 品番	* Rev. No.	Page 頁	Ref. No.	Parts No. 品番
D	03	14	5 400-59784				
D	03	14	6 400-59785				
				A	04	14	30 101-12803
				A	04	14	31 226-88402
				A	04	14	32 226-88204
				A	04	14	35 400-12085
				A	04	14	36 226-12303
				A	04	14	37 400-36689
				A	04	14	38 101-12902
				A	04	14	39 226-12907
				A	04	14	40 101-10500
				A	04	14	42 400-36689
				A	04	14	43 400-12085
				A	04	14	44 110-15906
				A	04	14	45 226-88105
				A	04	14	47 400-12085
				A	04	14	48 110-15906
				A	04	14	49 400-36689
				A	04	14	51 101-12803
				A	04	14	52 226-12402
				A	04	14	53 400-36689
				A	04	14	54 400-12085
				A	04	14	56 226-12303
				A	04	14	57 101-10609
				A	04	14	58 101-10500
				A	04	14	59 101-12902
				A	04	16	37 228-13802
				A	04	16	38 101-10609
				A	04	16	39 101-10500
				A	04	16	40 400-12085
				A	04	16	41 400-18978
				A	04	16	42 101-12803
				A	04	16	43 228-14008
				A	04	16	44 228-13703
				A	04	16	48 228-27208
				A	04	16	49 228-27406

HOW TO MAKE USE OF THIS PARTS LIST

1.Explanation of codes

1)"*"mark.....means this part is changed from the previous parts book.

As to the details of the change, refer to the "List for information of change".

2)"#01".....refer to "Note" explanation at bottom of page.

2.Codes on the "Qty" column

- Each numeral indicates the number of parts required.
- "0.1" and "2.5" indicate the length (in meters) of the respective parts.

3.Parentheses mean that the corresponding part is a subpart that constructs an assembly part.

4.Dotted lines on the Figures indicate assembly parts.

5.As to the parts with marks of "☆"(consumable parts) and "◎"(optional parts)on the respective parts, it is recommended to prepare spares.

1 ."注記"欄の記号説明

1) "*"印.....前回のパーツブックに比較して今回変更された部品を意味します。

変更内容は、"変更情報リスト"を参照してください。

2) "#01".....ページ下の"注記"の説明を参照してください。

2.数量欄の数字は、個数を表し、0.1、2.5等の数値は、長さ（単位メートル）を表します。

3.数量欄の（ ）は、組部品を構成している子部品であることを意味します。

4.イラストページの-----枠は、組構成であることを意味します。

5.リストページの"☆"（消耗部品）、"◎"（オプション部品）の印がついた部品は、予備を準備しておくことをお奨めします。

NUMERICAL INDEX OF PARTS

PART NO	PAGE	REF NO.	PART NO	PAGE	REF NO.	PART NO	PAGE	REF NO.
10109809	24	4	13168000	54	9	22656508	40	4
10109908	28	21	13168109	54	10	22657209	42	5
10110500	22	58	13168208	54	11	22657308	42	8
10110500	24	51	13319405	32	73	22657803	2	46
10110609	22	57	22529473	14	9	22681209	10	2
10110609	24	52	22529473	18	8	22681316	10	26
10111003	24	6	22600555	2	37	22681407	10	24
10111102	24	7	22601058	2	33	22681506	10	25
10111201	24	3	22603708	2	44	22681712	10	8
10111508	22	3	22603708	46	73	22681803	10	15
10111508	56	22	22605307	6	2	22681951	10	10
10112407	28	22	22606206	8	5	22682058	10	11
10112506	24	5	22606206	10	47	22682157	10	12
10112605	22	27	22606305	8	6	22682256	10	13
10112704	22	28	22606305	10	48	22682355	10	14
10112803	22	51	22606404	8	12	22682504	12	87
10112803	24	59	22606404	10	54	22682702	10	7
10112902	22	59	22606800	8	41	22683304	12	57
10119204	40	36	22607600	8	7	22683403	12	61
10126803	44	51	22607600	10	49	22683601	12	69
10148054	8	18	22607709	8	8	22683809	12	59
10161305	40	17	22607709	10	50	22683908	12	65
10208700	42	28	22607808	8	10	22684005	12	66
10209203	42	31	22607808	10	52	22684104	12	62
10209500	42	32	22607907	8	11	22684203	12	64
10209807	42	33	22607907	10	53	22685200	10	40
10209906	42	34	22610307	30	8	22685408	10	41
10210805	22	16	22612303	22	56	22685705	12	77
10210805	56	23	22612402	22	52	22685804	10	21
10231603	24	19	22612907	22	39	22685903	10	17
10231603	56	25	22613509	22	8	22686000	10	20
11015906	22	55	22614002	22	24	22686109	10	23
11040854	36	10	22614101	22	25	22687008	20	64
11072402	14	6	22614200	22	26	22687107	20	62
11072402	18	5	22615702	20	67	22687503	20	57
11305901	36	27	22619100	2	8	22687602	20	60
11404704	24	56	22621056	48	41	22687701	20	58
11415866	48	15	22621106	48	36	22688105	22	45
11415908	48	28	22621155	48	32	22688154	22	34
12455507	56	9	22622401	6	10	22688204	22	32
12455705	56	10	22625503	2	35	22688402	22	31
13102702	8	29	22640551	34	42	22810907	6	8
13160106	56	12	22653802	22	4	22813000	24	9
13167556	54	1	22653802	56	21	22813109	24	8
13167903	54	8	22656003	32	86	22813703	24	60

NUMERICAL INDEX OF PARTS

PART NO	PAGE	REF NO.	PART NO	PAGE	REF NO.	PART NO	PAGE	REF NO.
22813802	24	37	22930408	54	6	22957203	42	19
22814008	24	43	22930507	54	3	22962005	14	28
22814008	26	61	22930556	54	2	22962005	18	50
22819809	24	21	22930705	54	4	22991400	52	8
22819809	56	19	22930804	54	16	23203300	14	44
22827208	24	48	22930903	54	15	23203300	18	25
22827257	24	47	22931000	54	14	23204506	8	13
22827307	24	50	22931109	54	13	23204506	10	44
22827406	24	49	22931307	54	7	23204605	8	14
22837504	48	45	22931406	54	5	23204605	10	45
22837553	48	31	22931604	56	16	23204704	8	15
22888507	28	43	22932107	50	4	23204704	10	46
22901805	2	29	22932206	50	8	23204803	46	84
22903702	10	1	22932404	50	11	23206709	4	75
22907406	34	28	22932453	50	10	23533904	30	16
22907604	34	34	22932800	56	5	23534506	30	42
22907703	34	35	22933006	56	42	23540305	44	49
22907802	34	1	22933105	56	6	23542418	36	6
22908008	34	9	22933204	56	7	23601057	2	5
22920706	2	18	22933303	56	43	23601305	4	64
22921209	14	12	22933600	48	11	23609001	34	41
22921209	18	12	22933659	48	9	23609209	34	33
22921407	14	26	22933758	48	10	23609605	34	6
22921407	18	48	22934202	50	21	23618804	28	7
22921506	14	23	22934251	50	15	23626005	14	31
22921506	18	45	22934301	50	16	23626005	18	43
22921605	14	27	22934400	50	17	23627458	14	30
22921605	18	49	22934509	50	18	23628803	44	13
22921803	14	22	22934608	50	19	23628902	44	14
22921803	18	44	22934707	50	12	23629306	44	37
22926000	56	31	22937965	6	32	23629405	44	34
22926059	56	30	22945307	14	24	23629504	46	64
22926109	56	32	22945307	18	46	23630007	44	54
22926208	56	33	22945505	14	7	23630007	46	68
22926356	56	35	22945505	18	6	23630106	44	35
22926505	56	34	22952501	32	84	23630106	46	86
22927354	48	14	22954200	40	5	23630403	46	77
22928105	48	22	22954309	40	6	23630502	46	76
22928303	48	35	22954408	40	11	23630601	44	33
22928402	48	34	22954606	40	14	23630650	44	36
22928501	48	26	22955504	42	2	23640006	56	41
22928808	48	46	22955900	42	10	26034702	56	15
22928907	48	43	22956007	42	11	26034801	56	13
22929004	48	44	22956205	42	7	26230409	46	69
22930309	54	12	22957104	42	13	26233700	56	14

NUMERICAL INDEX OF PARTS

PART NO	PAGE	REF NO.	PART NO	PAGE	REF NO.	PART NO	PAGE	REF NO.
40000344	44	23	40017401	36	15	40026982	10	30
40004171	6	16	40017402	36	16	40026983	10	29
40006323	4	74	40017403	36	23	40026984	10	38
40009196	42	6	40017624	6	27	40027099	6	25
40009222	14	54	40017625	6	28	40028031	8	31
40009222	18	35	40018978	24	58	40028116	6	36
40010434	36	9	40021726	38	67	40028117	6	19
40011906	30	32	40021883	36	40	40028200	12	82
40011926	32	68	40021898	36	43	40028245	2	13
40011932	30	37	40021899	36	42	40028250	14	4
40011934	30	36	40022407	4	77	40028250	18	3
40011935	30	7	40022589	28	46	40028258	18	38
40011939	30	43	40022590	28	47	40028259	20	75
40011946	30	35	40022678	6	6	40028262	18	40
40011947	28	44	40023568	8	32	40028268	34	17
40012085	22	54	40023568	12	73	40028269	34	40
40012085	24	57	40023569	8	33	40028271	28	1
40012403	36	49	40023569	12	74	40028274	30	57
40012404	36	58	40024064	12	67	40028276	30	59
40012487	36	46	40024093	6	4	40028277	30	49
40012488	36	45	40024436	6	18	40028279	30	39
40012489	36	55	40024473	12	58	40028280	32	63
40012492	36	39	40025161	14	20	40028281	32	62
40012495	36	50	40025161	18	42	40028284	30	3
40012496	36	56	40025162	14	25	40028285	32	82
40012497	36	38	40025162	18	47	40028286	30	9
40012503	36	35	40025191	50	7	40028287	32	70
40012504	36	29	40025235	2	38	40028291	32	66
40012505	36	30	40025247	2	34	40028293	30	2
40012506	36	20	40025316	32	65	40028294	32	67
40012805	22	35	40025329	8	3	40028485	28	8
40013061	28	6	40025329	10	5	40028486	28	26
40013316	38	60	40025492	2	36	40028487	28	9
40013362	32	64	40026035	8	16	40028488	28	27
40013509	44	15	40026394	8	2	40028489	28	36
40015144	12	71	40026395	8	1	40028491	22	2
40015669	36	24	40026401	10	4	40028491	24	2
40015699	16	56	40026402	10	3	40028495	28	52
40015699	18	37	40026482	8	25	40028496	28	53
40016749	44	39	40026482	12	78	40028545	34	12
40017353	36	1	40026673	30	12	40028546	34	20
40017361	36	13	40026811	2	60	40028547	34	37
40017362	36	25	40026909	38	68	40028555	2	41
40017399	36	8	40026920	6	47	40028560	22	19
40017400	36	12	40026981	10	39	40028560	24	22

NUMERICAL INDEX OF PARTS

PART NO	PAGE	REF NO.	PART NO	PAGE	REF NO.	PART NO	PAGE	REF NO.
40028561	22	20	40029641	2	16	40033409	48	1
40028561	24	23	40029905	48	2	40033434	34	24
40028562	22	21	40029964	6	11	40033435	34	25
40028562	24	24	40030027	12	85	40033437	42	1
40028563	22	22	40030037	8	30	40033439	56	1
40028563	24	25	40030038	8	38	40033667	6	44
40028641	20	66	40030298	2	14	40033668	32	80
40028652	6	41	40030299	4	79	40033669	8	23
40028656	28	40	40030768	56	38	40033669	12	75
40028666	8	20	40030856	40	27	40033995	32	97
40028668	12	86	40030915	28	3	40034053	2	47
40028679	12	60	40030954	52	17	40034246	44	41
40028689	44	1	40030956	42	12	40034267	48	8
40028705	44	7	40030962	52	4	40034649	44	3
40028706	2	45	40031348	30	26	40034660	14	43
40028707	2	24	40031349	30	40	40034660	18	24
40028730	2	27	40031350	32	75	40034675	2	42
40028731	4	78	40031351	28	4	40034840	14	52
40028766	2	2	40031352	36	33	40034840	18	33
40028773	44	17	40031862	8	34	40034853	50	3
40028774	44	18	40031864	6	13	40034926	44	2
40028778	50	2	40032107	50	1	40034969	28	10
40028797	42	24	40032124	8	26	40034970	28	28
40028799	42	25	40032124	12	79	40034971	28	11
40028843	20	72	40032142	6	34	40034972	28	29
40028844	20	79	40032147	12	55	40034974	34	32
40028851	28	2	40032268	30	45	40035151	34	11
40028852	30	51	40032269	30	10	40035167	40	2
40028853	8	27	40032272	34	38	40035168	40	15
40028853	12	80	40032293	30	22	40035180	2	51
40028854	30	5	40032327	18	53	40035181	34	16
40028855	32	72	40032405	44	55	40035264	46	87
40029027	40	12	40032406	44	56	40035277	40	33
40029047	6	39	40032707	14	1	40035278	40	32
40029048	6	35	40032708	14	2	40035298	34	23
40029049	6	43	40032709	14	3	40035394	34	4
40029075	44	22	40032710	18	1	40035441	20	71
40029078	2	20	40032711	18	2	40035704	30	50
40029079	30	20	40032804	44	44	40035828	34	22
40029257	32	88	40032896	2	43	40035873	56	44
40029347	2	22	40032987	6	21	40036125	56	40
40029350	40	28	40032993	6	23	40036167	44	8
40029561	10	35	40032994	6	24	40036221	52	2
40029562	10	42	40033160	36	52	40036222	52	3
40029570	28	18	40033408	40	1	40036223	52	9

NUMERICAL INDEX OF PARTS

PART NO	PAGE	REF NO.	PART NO	PAGE	REF NO.	PART NO	PAGE	REF NO.
40036333	46	61	40050003	24	1	40076708	38	69
40036359	36	4	40050314	34	46	40076709	38	70
40036360	40	18	40050584	32	92	B1104051000	2	26
40036428	56	39	40051384	34	8	B1116210D00	50	9
40036433	30	18	40052366	14	5	B1118512000A	14	40
40036446	36	36	40052366	18	4	B1118512000A	18	21
40036679	30	56	40053172	30	47	B1402528FALA	12	88
40036682	22	50	40053231	34	19	B1402528FARA	12	90
40036683	22	46	40053371	24	29	B1425526000	10	34
40036684	22	29	40055358	24	20	B1438512B00	8	9
40036685	22	41	40055358	56	20	B1438512B00	10	51
40036689	22	53	40055569	30	17	B1449526000	18	19
40036690	4	61	40055883	52	1	B1505227T00A	34	36
40037488	56	37	40056385	52	21	B1521555000	34	2
40039604	44	46	40056438	52	22	B1636581B00	30	33
40039625	46	85	40056685	34	48	B1649161000	32	94
40039629	10	9	40056686	34	49	B1653470000	30	24
40040302	8	37	40056698	14	10	B1705850000	12	68
40040549	22	17	40056698	18	9	B1820563000	22	6
40040549	24	26	40056705	56	4	B1821051000	22	7
40040550	22	18	40057361	24	11	B1821051000	24	10
40040550	24	27	40057398	34	5	B1822051000	22	5
40040809	46	75	40058117	28	12	B1823051000	22	14
40040924	32	87	40058118	28	30	B1823051000	24	17
40041578	46	82	40058119	28	13	B1834512000	46	72
40041579	46	83	40058120	28	31	B3111126000	14	33
40042086	46	81	40059036	12	56	B3115552000	14	32
40042121	22	1	40059504	52	16	B3118552F00	14	45
40042141	28	16	40059505	52	19	B3118552F00	18	26
40042151	42	17	40059786	24	54	B3118552I00	14	46
40042286	44	32	40059787	24	55	B3118552I00	18	27
40042287	44	25	40060689	16	57	B3120125000	14	34
40042874	2	40	40060689	18	52	B3126012000	14	35
40042880	2	39	40060693	14	41	B3129012A00	14	17
40043322	6	51	40060693	18	22	B3129012A00	18	17
40043333	24	34	40060840	14	42	B3132552000	14	38
40043334	24	35	40060840	18	23	B3214047000	14	8
40043335	24	45	40062489	32	95	B3214047000	18	7
40043336	24	46	40062517	32	93	B3517009000	44	43
40043921	28	14	40062651	30	15	B3525357000	44	58
40043922	28	32	40063940	4	65	B3534012000	44	59
40043923	28	15	40065712	36	2	B3538112000	38	63
40043924	28	33	40065722	38	71	B9101490000	56	8
40044393	36	51	40065984	46	74	B9117051000	22	15
40046212	6	50	40067594	30	58	B9117051000	56	24

NUMERICAL INDEX OF PARTS

PART NO	PAGE	REF NO.	PART NO	PAGE	REF NO.	PART NO	PAGE	REF NO.
B9117563000	24	18	MDFRX1600C0	56	29	RE0600000K0	36	11
B9117563000	56	26	MDP500B0902	56	48	RE0700000K0	20	59
B91210120A0	56	27	MDP500B1002	56	45	RE0700000K0	52	13
B9141372000	56	11	MDP500B1400	8	39	RE0800000K0	52	20
BT0500300EA	32	91	MDP500B1400	12	83	RE0900000K0	30	13
CM100100001	2	54	MDP500B1402	56	46	RE1000000K0	50	13
CM200100101	4	69	MDP500B2100	8	40	RO037180100	34	3
CM200100102	4	68	MDP500B2100	12	84	RO037180100	46	62
CM200200201	2	52	MDP500B2102	56	47	RO044240100	28	17
CM200200202	2	53	MML007600CA	56	28	RO048190100	44	24
CM300200001	4	70	NM6030001SC	36	7	RO080150200	4	66
CM300400901	20	70	NM6030001SN	32	79	RO098240100	44	5
CM300400902	18	55	NM6040001SP	32	69	RO195240100	44	42
CM301100101	2	56	NM6040002SE	54	24	RO219200100	44	6
CM301100102	2	55	NM6050001SE	54	28	RO257350100	28	42
CM301300001	2	49	NM6050001SP	20	73	SB120002000	6	46
CM600100201	56	36	NM6050001SP	30	28	SB120002500	6	37
CQ202000000	6	5	NM6050001SP	32	89	SB30953010A	24	30
CQ202000000	22	12	NM6050001SP	40	37	SB30953010B	24	31
CQ202000000	24	15	NM6060001CP	20	69	SB30953010C	24	32
CQ252000000	6	7	NM6060001CP	30	54	SB30953010D	24	33
CQ252000000	8	36	NM6060001SE	50	5	SD0470316TP	14	47
CQ252000000	12	70	NM6060003SC	36	18	SD0470316TP	18	28
CQ303000000	6	12	NM6160511SE	54	27	SD0490261SP	48	37
D2112555B00	2	3	NS6080210SP	14	50	SD0500301SP	42	23
D2464555B00	40	22	NS6080210SP	18	31	SD0601171SP	18	41
D3128555D00	14	36	NS6090310SP	42	22	SD0640247TP	20	63
D3129555D00	14	37	NS6110310SP	14	51	SD0640357TP	34	14
D3159555B00	34	26	NS6110310SP	18	32	SD0640752TP	20	56
D3163555B00A	34	30	NS6110310SP	42	9	SD0650321TP	42	4
D3164555B00	34	45	NS6110310SP	44	48	SD0700328TP	40	34
EA9500B0100	36	59	NS6110420SP	22	13	SD0700336TP	38	72
EA9500B0100	44	45	NS6110420SP	24	16	SD0700346TP	38	65
EA9502B0200	4	62	NS6110420SP	32	96	SD0800352SP	52	14
GAK33027000	52	7	NS6150310SP	52	5	SD0900356TP	34	15
GAKA18300B0	52	15	NS6150440SP	52	11	SD0900426TP	30	4
HA000590000	42	14	NS6620310SP	34	27	SD0900706TP	30	55
HA001900000	40	10	PS0300122KH	30	30	SK3412000SC	48	12
HK034610140	40	38	PT0502700S0	8	4	SK3482501SE	56	2
HK03464000B	40	19	PT0502700S0	10	6	SL4030631SC	42	3
HK03464000B	42	20	RC0650811KP	36	3	SL4030641SE	42	18
HW200390000	42	15	RE0300000K0	42	27	SL4051001MZ	6	33
HW500070000	40	9	RE0400000K0	40	23	SL6040892TN	44	4
HW500070000	42	16	RE0500000K0	34	13	SM1030501SN	36	44
M4002110000	6	26	RE0500000K0	52	18	SM1040750TP	2	30

NUMERICAL INDEX OF PARTS

PART NO	PAGE	REF NO.	PART NO	PAGE	REF NO.	PART NO	PAGE	REF NO.
SM1051052TN	30	53	SM6050650TP	32	71	SM80506A2TP	30	14
SM2040750TP	2	32	SM6050650TP	40	35	SM8051002TP	28	20
SM4031501SC	40	8	SM6050800SP	30	21	SM8060550TP	22	23
SM4040601SC	36	5	SM6050800SP	32	61	SM8060550TP	24	28
SM4040655SP	30	31	SM6050802TP	42	26	SM8060552TP	6	14
SM4040655SP	34	44	SM6051002TP	8	21	SM8060552TP	32	81
SM4040655SP	40	3	SM6051002TP	44	9	SM8060610TP	28	37
SM4040855SP	20	77	SM6051202TP	18	54	SM8060612TP	6	40
SM4040855SP	34	47	SM6051202TP	36	37	SM8060612TP	28	41
SM4041001SC	54	20	SM6051400SP	30	41	SM8060612TP	30	44
SM4041055SP	2	48	SM6051600SP	8	28	SM8060812TP	6	45
SM4041055SP	8	35	SM6051600SP	12	81	SM8061010TP	38	61
SM4041201SC	54	22	SM6051600SP	30	52	SM8061212TP	20	68
SM4041655SP	40	7	SM6051600SP	32	74	SM8061550TP	6	29
SM4042001SC	54	23	SM6051850TP	32	83	SM8063012TR	50	6
SM4050655SP	28	34	SM6052502TP	38	62	SM8081652TP	6	17
SM4050655SP	32	85	SM6060800SP	2	12	SM9040603SC	2	28
SM4050655SP	44	57	SM6060800SP	34	39	SM9050850SP	36	31
SM4050655SP	46	88	SM6061150TP	6	20	SM9051203CP	36	57
SM4050855SP	2	6	SM6061150TP	30	29	SM9061203SE	50	20
SM4050855SP	16	58	SM6061200SP	36	28	SM9061853SR	50	14
SM4050855SP	20	74	SM6061202TP	40	24	SQ0000401MZ	44	60
SM4050855SP	28	48	SM6061610SC	54	17	SQ2050453MZ	28	49
SM4050855SP	36	26	SM6062500SP	28	51	SQ2060451MZ	28	35
SM4050855SP	40	16	SM6062502TP	8	24	SS1090520TP	36	47
SM4050855SP	42	21	SM6062502TP	12	76	SS4090415SP	10	28
SM4051055SP	4	67	SM6063002TP	40	29	SS4090715SP	10	37
SM4051255SP	30	27	SM6063750SP	28	24	SS4110515SP	48	33
SM4051255SP	44	19	SM6750690TP	30	25	SS4110715SP	34	29
SM4051255SP	56	17	SM6850400SP	36	53	SS4111215SP	34	31
SM4051405SE	54	18	SM7050850TP	18	39	SS5091020SP	14	49
SM4051455SP	2	1	SM7050850TP	30	60	SS5091020SP	18	30
SM4051601SC	48	4	SM8030312TP	36	54	SS6060510TP	10	22
SM4055001SF	46	79	SM8031612TP	32	77	SS6080340SP	12	63
SM4062001SC	48	3	SM8040402TP	2	23	SS6080410SP	10	27
SM6030672TP	30	34	SM8040412TP	20	78	SS6090520SP	14	53
SM6040552TP	4	63	SM8040412TP	30	23	SS6090520SP	18	34
SM6040552TP	38	64	SM8040412TP	32	76	SS6090580TP	36	48
SM6040602TP	34	7	SM8040502TP	48	39	SS6090810TP	22	9
SM6040602TP	44	40	SM8040612TP	30	38	SS6090810TP	24	12
SM6040650TP	44	47	SM8050412TP	2	19	SS6111210SP	6	30
SM6040655TP	2	31	SM8050412TP	30	46	SS6121860SP	30	19
SM6040655TP	46	63	SM8050612TP	14	48	SS6153040SP	28	23
SM6041602TP	46	71	SM8050612TP	18	29	SS6560150SH	24	53
SM6050450TP	20	76	SM8050612TP	34	18	SS7060310SP	12	72

NUMERICAL INDEX OF PARTS

PART NO	PAGE	REF NO.	PART NO	PAGE	REF NO.
SS7081310SP	48	40	WP0501016SC	56	3
SS7090610SP	42	29	WP0501016SD	40	40
SS7090910TP	34	43	WP0520656SA	32	90
SS7110350SP	48	19	WP0520656SA	46	78
SS7110710SP	10	19	WP0531000SC	56	18
SS7110710SP	40	39	WP0531000SD	36	32
SS7110840SP	48	42	WP0531000SD	38	66
SS7121410TP	52	6	WP0531000SD	42	35
SS8080660TP	8	19	WP0531000SD	46	80
SS8080660TP	10	43	WP0531001SC	48	6
SS8080660TP	12	91	WP0550800SP	8	22
SS8090670SP	14	39	WP0550800SP	44	10
SS8090670SP	18	51	WP0612056SD	40	31
SS8110410TP	4	76	WP0621016SD	40	26
SS8110510SP	48	25	WP0621036SP	52	10
SS9110460CP	20	65	WP0621046SP	28	25
SS9111010SP	40	21	WP0621046SP	36	17
TA0290301M0	28	50	WP0641600SC	48	7
TA0370301R0	6	49	WP1021016SD	52	12
TA0370301R0	10	33	WP1612616SE	54	25
TA0490601R0	6	42	WP1751616SD	32	78
TA0500301R0	6	48	WS0410002KP	42	36
TA0750404R0	6	1	WS0510002KN	54	29
TA0750704R0	4	72	WS0521010KN	48	5
TA0800504R0	2	9	WS0610002KP	40	30
TA0950806R0	2	58	WS0631510KP	40	25
TA1030402R0	4	71	WS1643202KR	54	26
TA1250406R0	2	11	WT0530002KS	2	7
TA1250406R0	4	73			
TA1250705R0	2	17			
TA1470704R0	2	57			
TA1600406R0	2	15			
TA1650406R0	2	59			
WP0350516SD	14	55			
WP0350516SD	18	36			
WP0371016SD	22	10			
WP0371016SD	24	13			
WP0371016SD	42	30			
WP0430800SD	2	50			
WP0430800SD	46	70			
WP0450000SD	10	18			
WP0450801SD	6	31			
WP0450801SP	18	20			
WP0480856SP	48	38			
WP0501016SC	48	13			