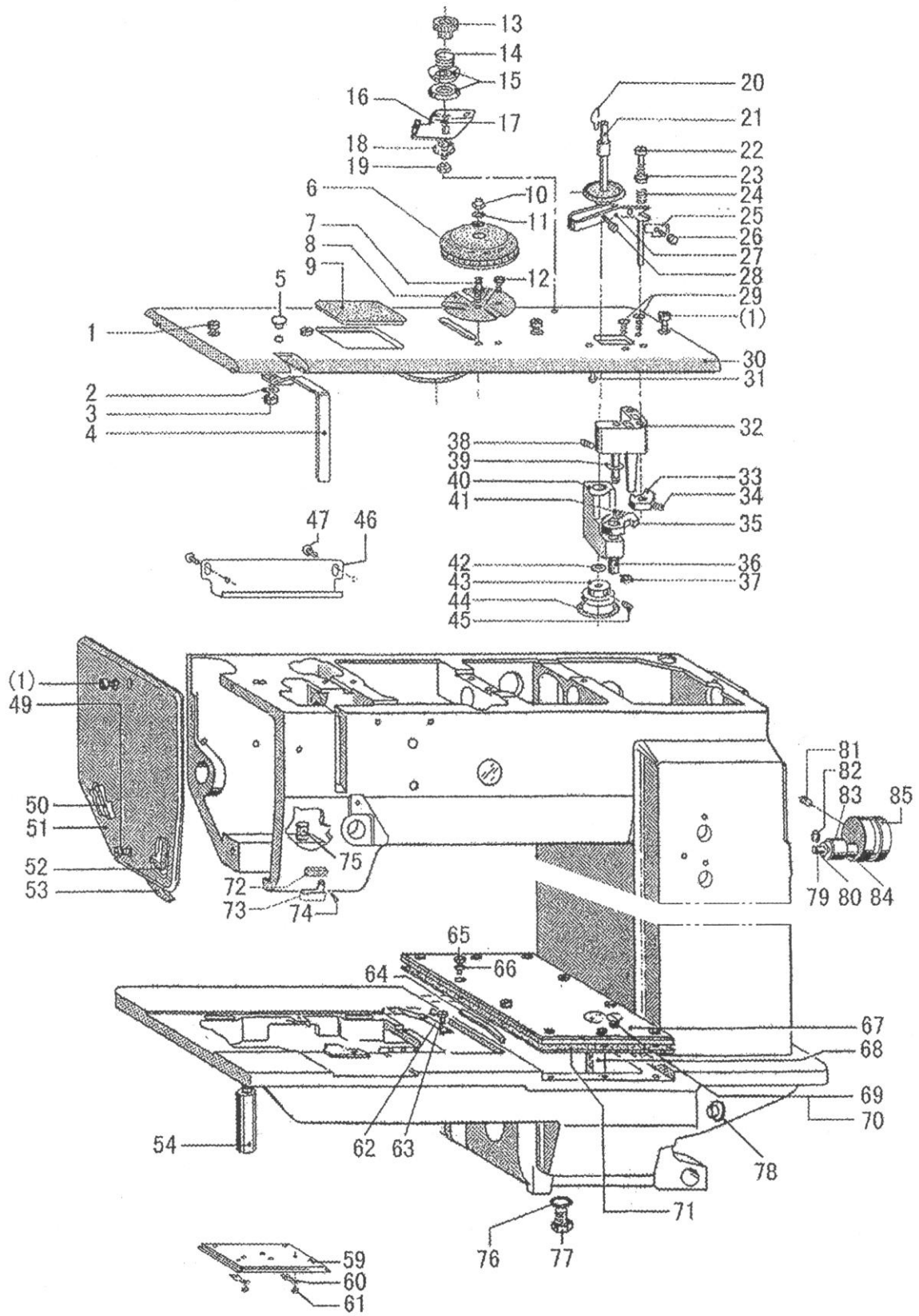


WYKAZ CZĘŚCI
DO
MASZYNY HIGHLEAD
MODEL
GC 24688-2-D

A.ARM AND ITS ACCESSORIES



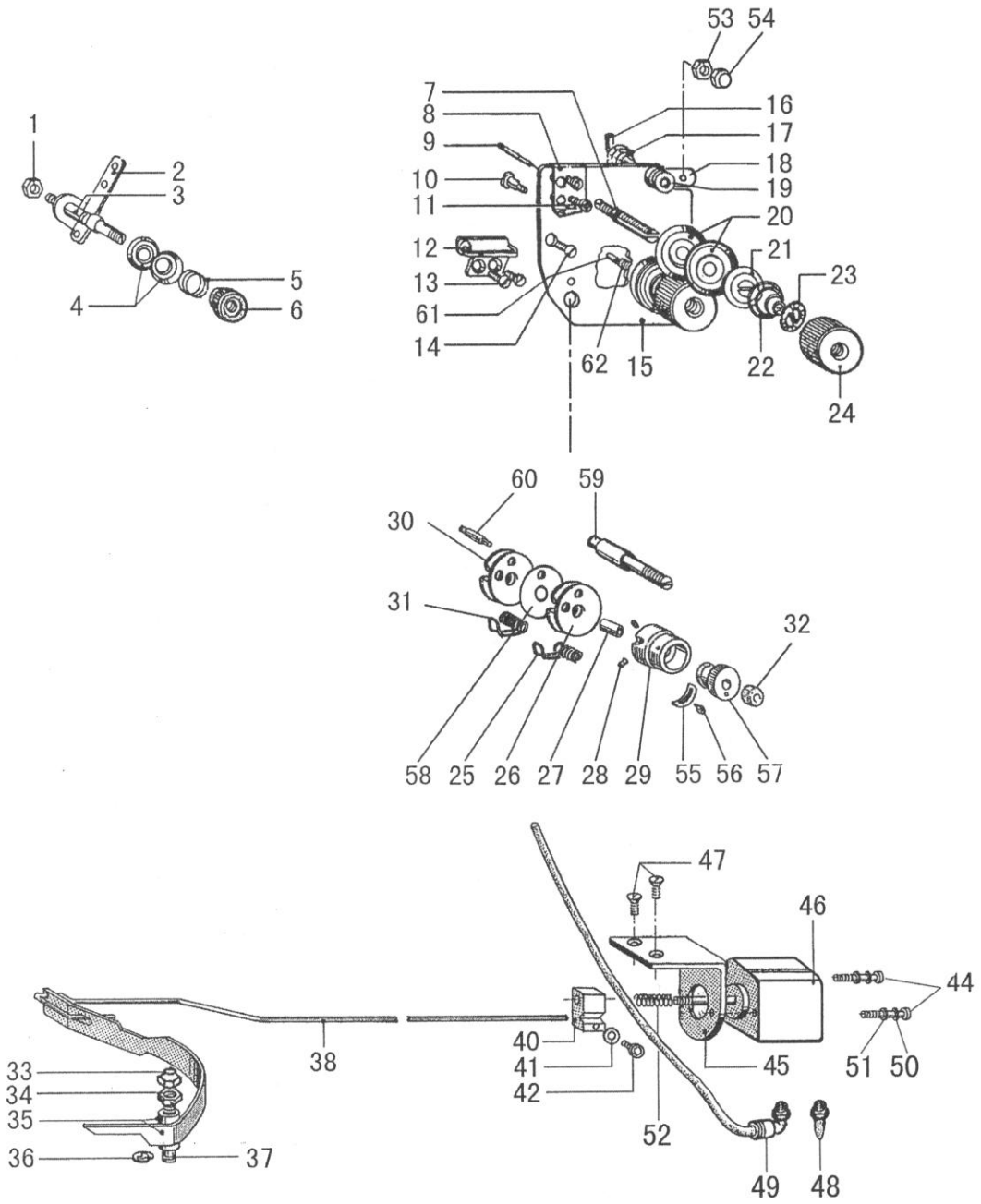
A.ARM BED AND ITS ACCESSORIES

Fig. No.	Part No.	Description	Pcs.	Remarks
A01	HF914B8001	Screw M5×12	5	
A02	H005001040	Washer	1	
A03	H415040080	Screw	1	M4×8
A04	HF927B8001	Thread take-up cover	1	
A05	HF930B8001	Plug	1	
A06	HF933B8001	Dial	1	
A07	HF935B8001	Dial shaft	1	
A08	HF936B8001	Guard plate	1	
A09	HF931B8001	Cover	1	
A10	H003045040	Hexagonal nut	1	M4
A11	H005001040	Washer	1	
A12	H401040060	Screw	1	M4×6
A13	HA710B0671	Pre-tension adjusting nut	1	
A14	H6739B8001	Thread tension spring	1	
A15	HA310B0705	Thread tension discs	2	
A16	H6736B8001	Thread guide	1	
A17	HF974B8001	Thread tension stud	1	
A18	H4728H8001	Washer	1	
A19	H5344B8001	Nut	1	
A20	HF965B8001	Fixing clamp	1	
A21	HF964B8001	Winder shaft	1	
A22	H401030120	Screw	1	M3×12
A23	HF952B8001	Disc	1	
A24	H5731F8001	Presser spring	1	
A25	HF954B8001	Knife	1	
A26	H401030040	Screw	1	M3×4
A27	HF947B7101	Release lever	1	
A28	H401030120	Screw	1	M3×12
A29	H403040080	Screw	2	M4×8
A30	HF921B7101	Arm cover	1	
A31	H901030080	Pin	1	
A32	HF942B7101	Winder block	1	
A33	HF944B8001	Release cam	1	
A34	H431050060	Screw	1	M5×6
A35	HF958B8001	Block	1	
A36	HF955B8001	Bushing	1	
A37	H007013035	E-type stop ring 3.5	1	
A38	HA300E2110	Presser spring	1	
A39	HF957B8001	Washer	1	
A40	HF960B8001	Arm	1	
A41	HF959B8001	Presser spring	1	
A42	HF966B8001	Washer	2	
A43	HF967B8001	Winder wheel	1	

A.ARM BED AND ITS ACCESSORIES

Fig. No.	Part No.	Description	Pcs.	Remarks
A44	HF969B8001	Rubber ring	1	M5×5
A45	H431050050	Screw	1	
A46	HF999B8001	Cord cover	1	
A47	H7331G8001	Screw	1	
A49	HF915B8001	Screw M5×12	1	
A50	HF918B8001	Bar	1	
A51	HF913B8001	Face plate	1	
A52	HF919B8001	Bar	1	
A53	HF920B8001	Oil pillow	1	
A54	HF998B8001	Leg	1	
A59	HF985B8001	Slide Plate	1	M2×2.5
A60	HF986B8001	Spring for slide plate	2	
A61	H401020025	Screw	2	
A64	HF938K8001	Pipe	1	
A65	HF914B8001	Screw M5×12	10	
A66	HF997B8001	Gasket	10	
A67	HF991B8001	Cover	1	
A68	HF992B8001	Oil indicator	1	
A69	HF993B8001	Screw	1	
A70	HF994B8001	Gasket	1	
A71	HF995B8001	Gasket	1	M10×1
A72	H3108B0692	Felt	1	
A73	H3108B0691	Thread guide	1	
A74	HF938C8001	Screw	1	
A75	HA307B0674	Rubber plug	1	
A76	HF90AB8001	Gasket	2	
A77	JB1000 M10×1	Screw	1	
A78	HG605H8001	Rubber plug	1	
A79	HF98118001	Pin	1	
A80	H7335C8001	Washer	2	
A81	H428080120	Screw	1	M8×12
A82	H007013060	E-type stop ring 6	1	
A83	280	Bearing	2	
A84	HF980I8001	Spacer	1	
A85	HF979I8001	Belt tensioner	1	

B.THREAD TENSION REGULATOR MECHANISM



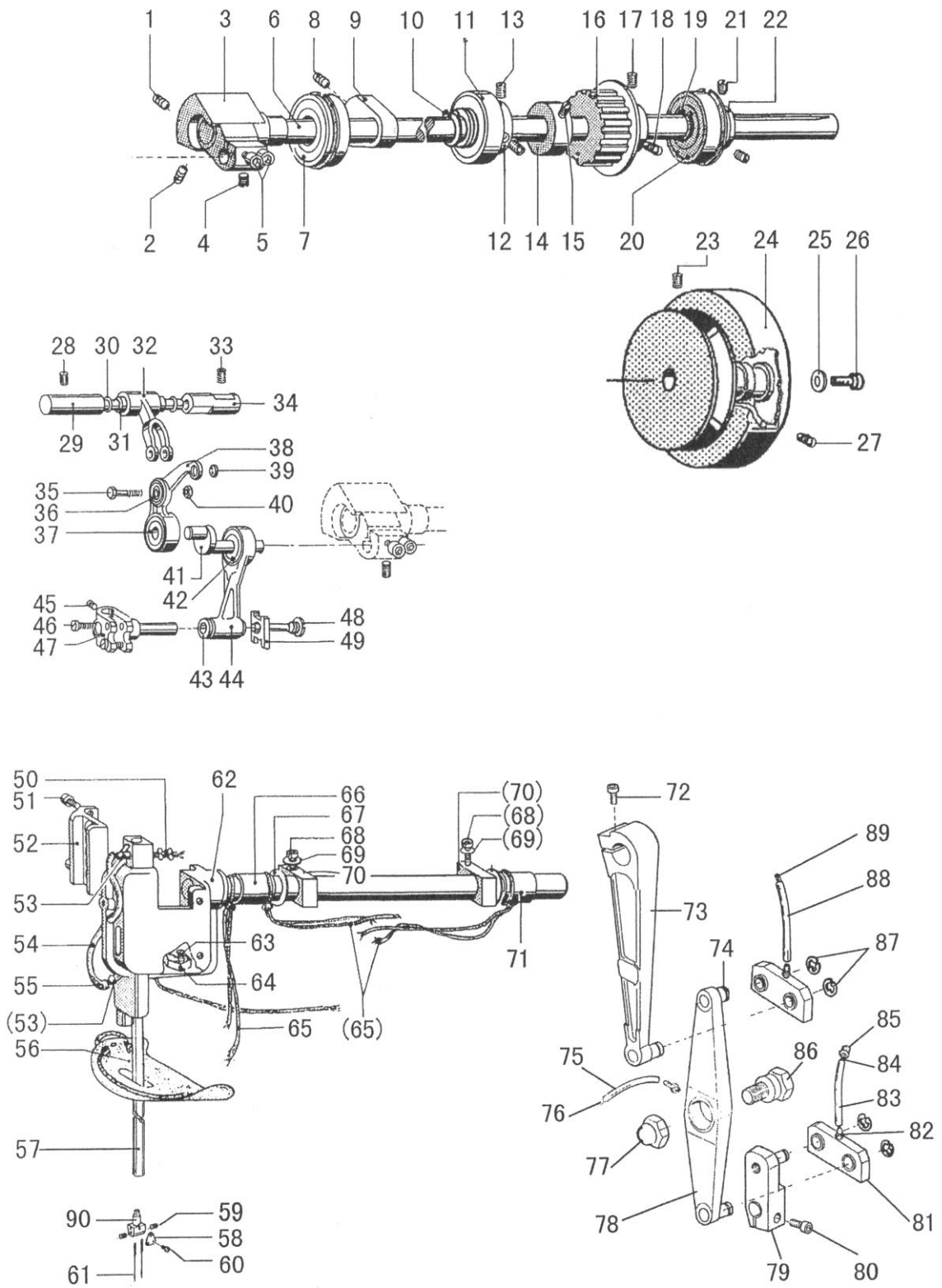
B.THREAD TENSION REGULATOR MECHANISM

Fig. No.	Part No.	Description	Pcs.	Remarks
B01	H003002050	Nut	2	M5
B02	HF930C8001	Thead hook	2	
B03	HF929C8001	Thread tension stud	2	
B04	HA112B0693	Thread tension discs	2	
B05	HA710B0672	Tension spring	2	
B06	HA710B0671	Tension adjusting nut	2	
B07	H3221B0686	Thread tension stud	1	
B08	HF917C8001	Thread guide	1	
B09	H3221B6817	Thread tension releasing pin	2	
B10	H3221B6811	Shoulder screw	2	
B11	H7316B8001	Screw	2	
B12	HG005C8001	Thread guide	1	
B13	H7322B8001	Screw	2	
B14	H7316B8001	Screw	2	
B15	HF905C8001	Tension plate	1	
B16	HF923C8001	Rod	1	
B17	HF924C8001	Sping	1	
B18	HF915C8001	Tension release plate	1	
B19	HF916C8001	Thread guide	1	
B20	HA310B0705	Tension discs	4	
B21	HA310B0702	Tension release discs	2	
B22	H4710C8001	Tension spring	2	
B23	HA115B7010	Stopper	2	
B24	HA310B0701	Tension nut	2	
B25	H4712C8001	Thread take-up spring	1	M4×4
B26	H32481BF21	Plate complete	1	
B27	H32481B821	Bushing	1	M5×5
B28	H32481B521	Screw	2	
B29	H32481B621	Take-up spring guide	1	
B30	H32481BD21	Plate complete	1	
B31	H4713C8001	Thread take-up spring	1	
B32	H32481B721	Thumb nut	1	
B33	H003045050	Nut	1	M5
B34	H003002050	Nut	1	M5
B35	HF918C8001	Release lever	1	
B36	H007013050	E-type stop ring 5	1	
B37	HF919C8001	Bolt	1	
B38	HF921C8001	Hook	1	
B39	HF908C8001	Spring	1	
B40	HG110C8001	Block	1	
B41	H005001040	Washer	1	
B42	H415040080	Screw	1	M4×8
B43	HF927I8001	Washer	1	

B.THREAD TENSION REGULATOR MECHANISM

Fig. No.	Part No.	Description	Pcs.	Remarks
B44	H415040350	Screw	2	M4×35
B45	HF906C8001	Magnet support	1	
B46	HG107C8001	Pump	1	
B47	H403050120	Screw	2	M5×12
B48	HG108C8001	Silencer	1	
B49	HG109C8001	Coupling	1	KQL04-M5
B50	H005009040	Spring Washer	2	
B51	H005001040	Washer	2	
B52	H3100G2050	Spring	1	
B53	H003002040	Nut	1	
B54	H003045040	Nut	1	
B55	H32481BB21	Stopper	1	
B56	H32481BC21	Screw	1	
B57	H32481B921	Thread tension post	1	
B58	H32481BE21	Plate complete	1	
B59	HG008C8001	Thread tension stud	1	
B60	HG007C8001	Screw	1	
B61	HG009C8001	Tension release discs	1	
B62	H3221B0689	Thread tension stud	1	

C.ARM SHAFT MECHANISM



C.ARM SHAFT MECHANISM

Fig. No.	Part No.	Description	Pcs.	Remarks
C01	H6715C8001	Screw	1	
C02	H431060080	Screw	1	M6×8
C03	HF907D8001	Crank	1	
C04	H431060060	Screw	1	M6×6
C05	HF914B8001	Screw	2	
C06	HF905D8001	Upper shaft	1	
C07	H3205J0662	Ball bearing(L)	1	
C08	H431080100	Screw	1	M8×10
C09	HF913D8001	Counterweight	1	
C10	H007009200	Retainer ring	1	
C11	HF921D8001	Ball bearing(M)	1	
C12	HF918D8001	Bushing	1	
C13	H431060060	Screw	2	M6×6
C14	HF943D8001	Bobbin winder driving wheel	1	
C15	H431060100	Screw	2	M6×10
C16	HG107D8001	Belt pulley(U)	1	
C17	H431060080	Screw	1	M6×8
C18	H429060100	Screw	1	M6×10
C19	H007009200	Retainer ring	1	
C20	HF932D8001	Ball bearing(R)	1	
C21	H431060080	Screw	2	M6×8
C22	HF929D8001	Bushing	1	
C23	H431060100	Screw	1	M6×10
C24	HG109D8001	Pulley	1	
C25	H005008080	Washer	1	
C26	H415080250	Screw	1	M8×25
C27	H429060100	Screw	1	M6×10
C28	H428050060	Screw	1	M5×6
C29	HF913G8001	Thread take-up pin	1	
C30	HF918G8001	Gasket	2	
C31	H7221G8001	Needle bearing	2	
C32	HF916G8001	Thread take-up support	1	
C33	H428050060	Screw	1	M5×6
C34	HF911G8001	Thread take-up pin bushing	1	
C35	HF919G8001	Support screw	1	
C36	HF909G8001	Bearing	1	
C37	HF910G8001	Bearing	1	
C38	HG107G8001	Thread take-up lever	1	
C39	HF908G8001	Bushing	1	
C40	H003008040	Nut	1	M4
C41	HF920G8001	Thread take-up crank	1	
C42	HF923G8001	Bearing	2	
C43	HF926G8001	Bushing	1	

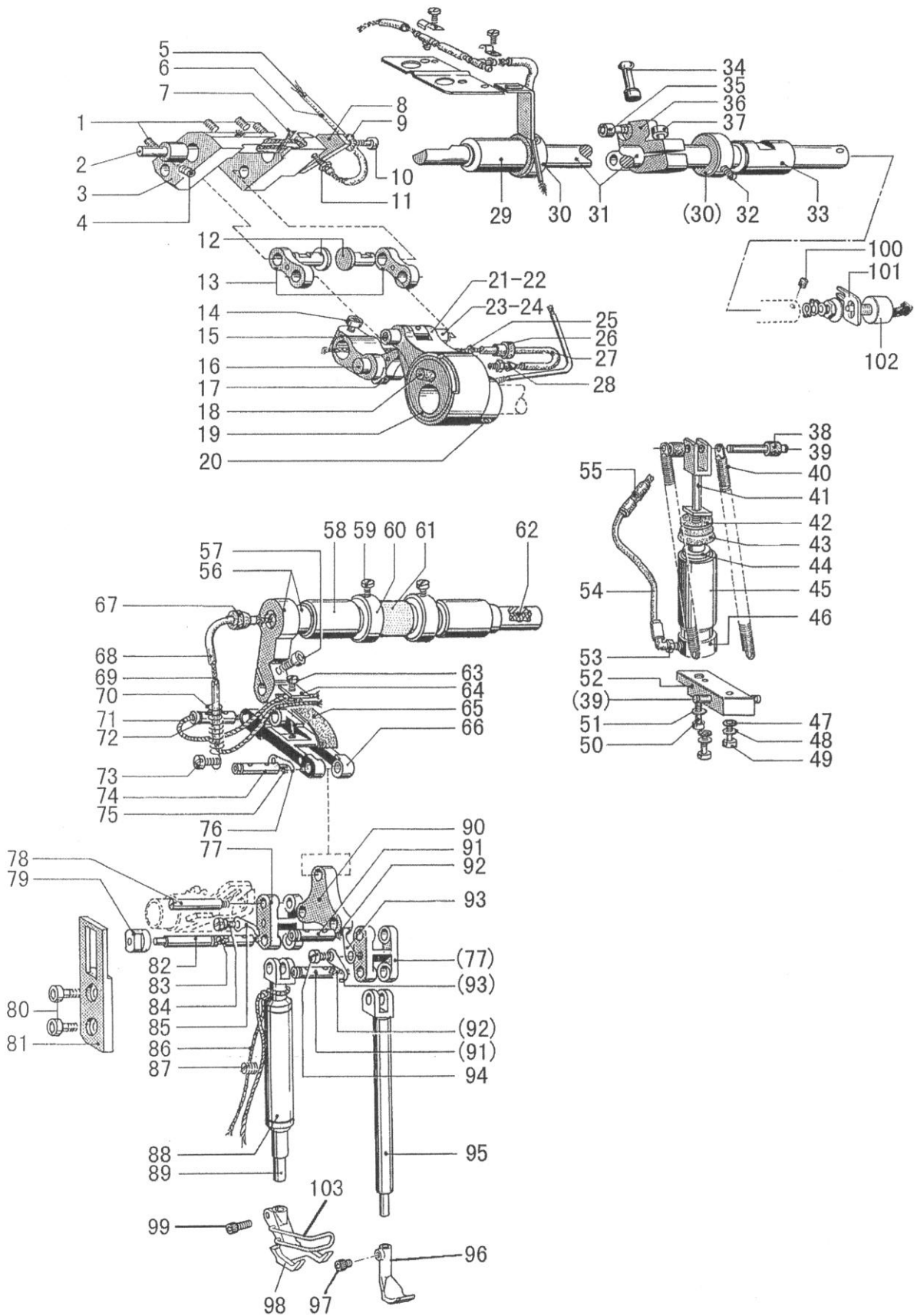
C. ARM SHAFT MECHANISM

Fig. No.	Part No.	Description	Pcs.	Remarks
C44	HF922G8001	Needle bar link	1	
C45	H431030050	Screw	1	M3×5
C46	H401040100	Screw	2	M4×10
C47	HF924G8001	Needle bar holder	1	
C48	HF928G8001	Threaded bolt	1	
C49	HF927G8001	Slide block	1	
C50	HF938G8001	Oil wick(Short)	1	
C51	H415040100	Screw	2	M4×10
C52	HF933G8001	Slide guide	1	
C53	HF939G8001	Oil feeding pipe	2	
C54	HF936G8001	Oil pipe	1	
C55	HF937G8001	Oil wick(Long)	1	
C56	HF940G7101	Rubber	1	
C57	HG005G8001	Needle bar	1	
C58	HG007G8001	Thread guide	1	
C59	H428030030	Screw	2	M3×3
C60	HG008G8001	Screw	1	
C61	JZDP1700P23	DP×35R #23	1	
C62	HF931G7101	Needle bar bracket	1	
C63	H403040100	Screw	1	M4×10
C64	HF943G8001	Oil satchel	1	
C65	HF947G8001	Oil wick	3	
C66	HF927E8001	Bushing(L)	1	
C67	HF968G8001	Support disc	2	
C68	H415040120	Screw	2	M4×12
C69	H005001040	Washer	2	
C70	HF965G8001	Collar	2	
C71	HF924E8001	Bushing(R)	1	
C72	H415060200	Screw	1	M6×20
C73	HG133G8001	Upper feed connecting rod	1	
C74	HF951G8001	Shoulder screw	4	
C75	HG130G8001	Oil pipe	1	
C76	HG131G8001	Oil wick	1	
C77	H003045080	Nut	1	
C78	HG125G7101	Pull rod assy	1	
C79	HF949G8001	Connecting lever	1	
C80	H415060160	Screw	1	M6×16
C81	HF952G7101	Pull rod	2	
C82	HF956G8001	Oil joint	3	
C83	HF957G8001	Oil pipe	1	
C84	HF958G8001	Oil wick	1	
C85	HF959G8001	Plug	1	
C86	HG127G8001	Screw	1	

C.ARM SHAFT MECHANISM

Fig. No.	Part No.	Description	Pcs.	Remarks
C87	H007013080	E-type stop ring 8	4	
C88	HG130G8002	Oil pipe	1	
C89	HG131G8002	Oil wick	1	
C90	HG006G8001	Collet	1	

D. UPPER FEED LIFTING ROCK SHAFT MECHANISM



D.UPPER FEED LIFTING ROCK SHAFT MECHANISM

Fig. No.	Part No.	Description	Pcs.	Remarks
D01	H428050080	Screw	4	M5×8
D02	HF919E8001	Support pin	1	
D03	HF906E8001	Adjusting bracket(L)	1	
D04	H428050080	Screw	1	M5×8
D05	HF912E8001	Oil wick	1	
D06	HF911E8001	Oil pipe	1	
D07	HF908E8001	Oil wick	2	
D08	HF913E8001	Plate	1	
D09	H005018050	Washer	1	
D10	H415050100	Screw	1	M5×10
D100	H431040040	Screw	1	M4×4
D101	HF987E8001	Holder	1	
D102	HF922E8001	Potentiometer control	1	
D11	HF956G8001	Oil joint	1	
D12	HF917E8001	Link pin	2	
D13	HF916E8001	Link	2	
D14	H415060200	Screw	1	M6×20
D15	HF951E8001	Connecting lever(R)	1	
D16	HF956E8001	Pin	1	
D17	HF953E7101	Link(R)	1	
D18	HA104D0652	Plug	1	
D19	HF942E8001	Inner presser cam	1	
D20	H428060060	Screw	2	M6×6
D21	HF946E8001	Inner presser rod	1	
D22	HF947E8001	Bearing	1	
D23	HF948E8001	Rod pin	1	
D24	HF949E8001	Oil wick	1	
D25	HF960E8001	Oil wick	1	
D26	HF961E8001	Plug	1	
D27	HF959E8001	Oil pipe	1	
D28	HF956G8001	Oil joint	1	
D29	HF924E8001	Bushing(L)	1	
D30	HF923E8001	Collar	2	
D31	HF921E8001	Adjusting shaft	1	
D32	H431050050	Screw	2	M5×5
D33	HF927E8001	Bushing(R)	1	
D34	HF928E8001	Ball pin	1	
D35	H415050120	Screw	1	M5×12
D36	HF926E8001	Lever(R)	1	
D37	H415060200	Screw	1	M6×20
D38	HF940E8001	Pipe	2	
D39	HF914E8001	Pin	2	
D40	HF918E8001	Spring	2	

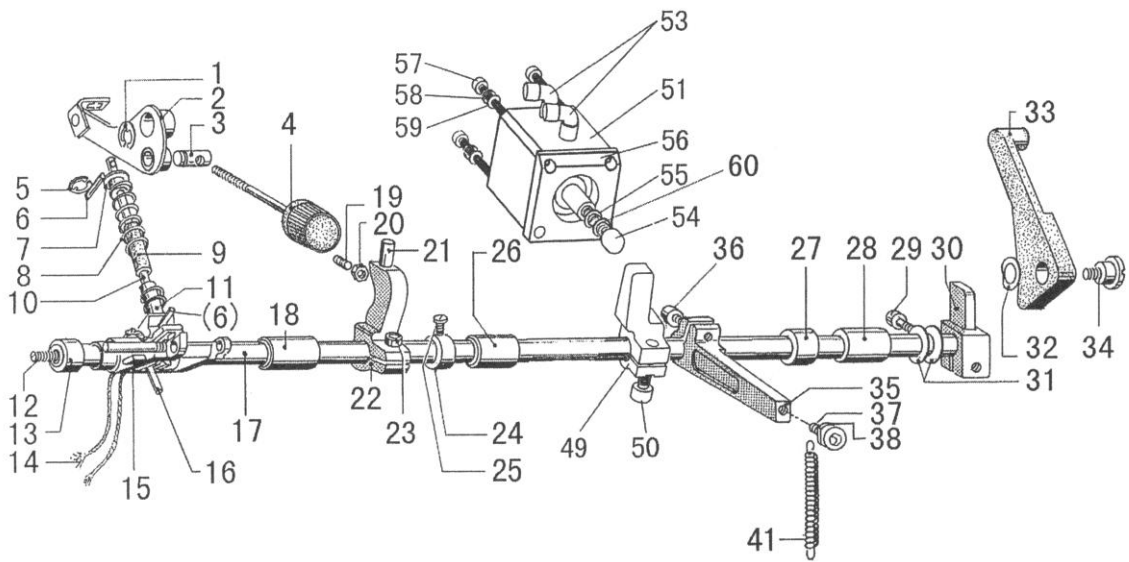
D.UPPER FEED LIFTING ROCK SHAFT MECHANISM

Fig. No.	Part No.	Description	Pcs.	Remarks
D41	HF933E8001	Draught rod	1	
D42	HF936E8001	Disc	1	
D43	HF935E8001	Gasket	1	
D44	HF934E8001	Piston	1	
D45	HF931E8001	Pipe	1	
D46	HF932E8001	Cylinder base	1	
D47	HF997B8001	Gasket	2	
D48	H005001050	Washer	2	
D49	H415050180	Screw	2	M5×18
D50	H415040160	Screw	1	M4×16
D51	H005001040	Washer	1	
D52	HF943E8001	Spacer	1	
D53	HF937E8001	Coupling(S)	1	
D54	HF938E8001	Hose	1	
D55	HF939E8001	Coupling(L)	1	
D56	HF962E7101	Shaft	1	
D57	H415040120	Screw	1	M4×12
D58	HF924E8001	Bushing	2	
D59	H402050080	Screw	2	M5×8
D60	HF923E8001	Collar	2	
D61	HF970E8001	Sponge	1	
D62	HF964E8001	Oil wick	1	
D63	H415030060	Screw	1	M3×6
D64	HF974E8001	Plate	1	
D65	HF973E8001	Oil satchel	1	
D66	HF972E8001	Draught rod	1	
D67	HF961E8001	Plug	1	
D68	HF983E8001	Oil pipe	1	
D69	HF984E8001	Oil wick	1	
D70	HF982E8001	Spring	1	
D71	HF986E8001	Oil wick	1	
D72	HF977E8001	Pin	1	
D73	H401040040	Screw	1	M4×4
D74	HF977E8001	Pin	1	
D75	HF978E8001	Oil wick	1	
D76	HF979E8001	Stopper claw	1	
D77	HF925F8001	Joint	1	
D78	HF926F8001	Pin	1	
D79	HF933F8001	Slide block	1	
D80	HF914B8001	Screw	2	
D81	HF934F8001	Guide	1	
D82	HF928F8001	Pin	1	
D83	HF930F8001	Oil wick	1	

D.UPPER FEED LIFTING ROCK SHAFT MECHANISM

Fig. No.	Part No.	Description	Pcs.	Remarks
D84	HF932F8001	Screw	1	
D85	HF979E8001	Stopper claw	1	
D86	HF939F8001	Oil wick	1	
D87	H431050100	Screw	1	M5×10
D88	HF940F8001	Bushing	1	
D89	HF938F8001	Outer presser bar	1	
D90	HF946F8001	Presser connecting plate	1	
D91	HF977E8001	Connecting pin	2	
D92	HF978E8001	Oil wick	2	
D93	HF979E8001	Stopper claw	2	
D94	H401040040	Screw	1	M4×4
D95	HF956F8001	Inner presser bar	1	
D96	HG109F7101	Inner presser foot assy	1	
D97	H428040080	Screw	1	
D98	HG105F7101	Outer presser foot assy	1	

E.PRESSER FOOT ADVANCE MECHANISM



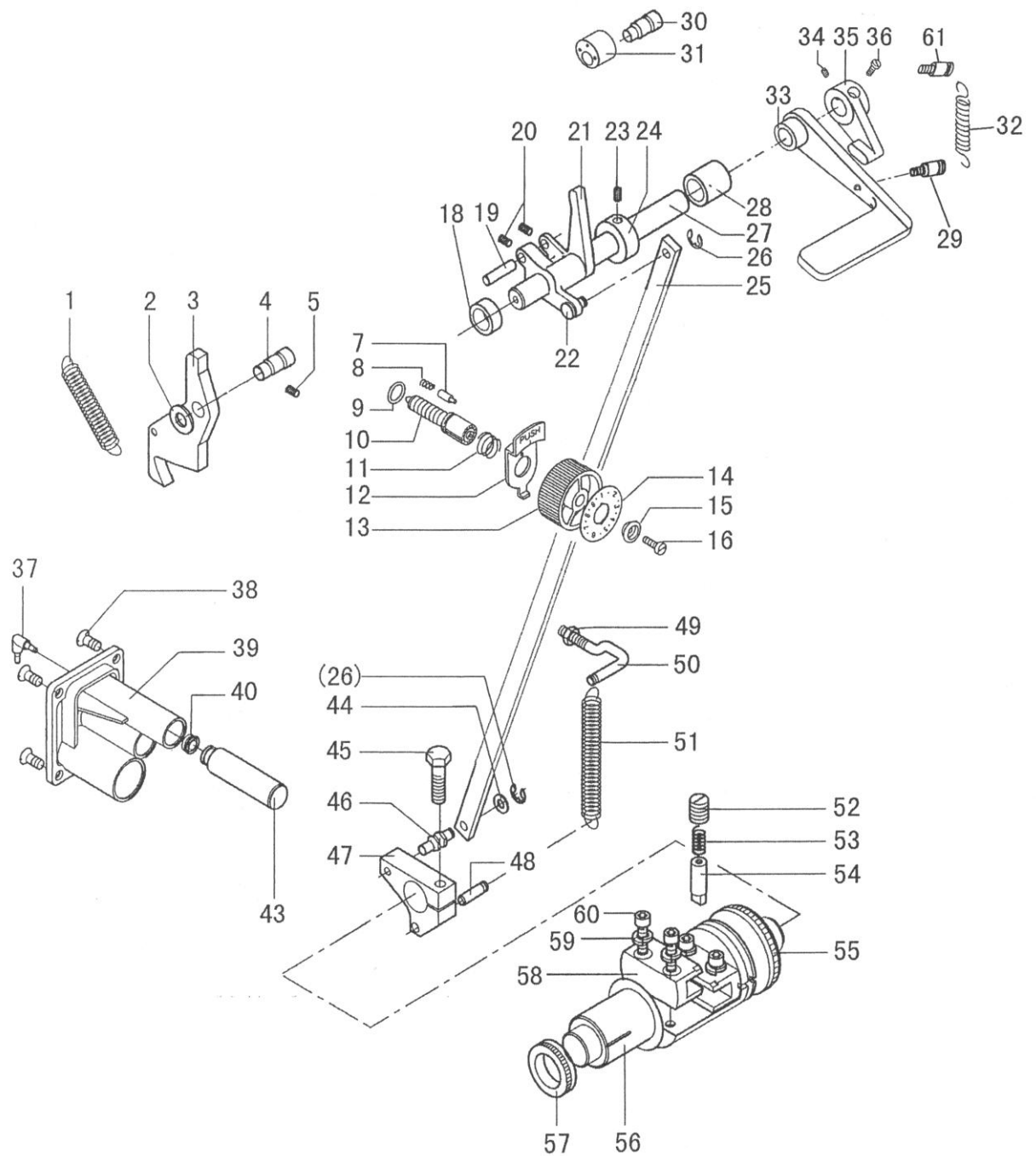
E.PRESSER FOOT ADVANCE MECHANISM

Fig. No.	Part No.	Description	Pcs.	Remarks
E01	H007013080	E-type retaining ring 8	1	
E02	HF965F7101	Press adjusting plate assy	1	
E03	HF963F8001	Pin	1	
E04	HF961F7101	Press adjusting dial	1	
E05	H007013050	E-type retaining ring 5	1	
E06	H612030080	Spring pin	2	
E07	HF976F8001	Spring support (U)	1	
E08	HF972F8001	Spring	1	
E09	HF975F8001	Hose	1	
E10	HF973F8001	Shaft	1	
E11	HF974F8001	Spring support (D)	1	
E12	H428080120	Bolt	1	M8×12
E13	HF905F8001	Press-foot lifter shaft bush(L)	1	
E14	HF922F8001	Oil wick	1	
E15	HF919F7101	Press-foot lifter connection assy	1	
E16	H605050320	Pin	1	
E17	HF904F8001	Press bar lifter shaft	1	
E18	HF906F8001	Spreader shaft bush(L2)	1	
E19	H424050160	Set screw	1	
E20	H003002050	Nut	1	
E21	HF997F8001	Stopper	1	
E22	HF996F8001	Crack	1	
E23	H415060160	Screw	1	M6×16
E24	HF910F8001	Set screw collar	1	
E25	H401050060	Screw	1	
E26	HF907F8001	Bushing(R)	1	
E27	HF909F8001	Bushing	1	
E28	HF908F8001	Bushing(R2)	1	
E29	H415060200	Screw	1	M6×20
E30	HF913F8001	Crack	1	
E31	HF915F8001	Washer	2	
E32	H005014080	Wave washer	1	
E33	HF916F8001	Lifter lever	1	
E34	HF917F8001	Screw	1	
E35	HF980F8001	Lever(U)	1	
E36	H415060160	Screw	1	M6×16
E37	H415050250	Screw	1	M5×25
E38	H003002050	Nut	2	M5
E41	HG119F8001	Main spring	1	
E46	H104060250	Screw	1	M6×25
E47	HF990F8001	Knee lifter plate	1	
E48	H7316E8001	Nut	1	
E49	HF901F8001	Winch	1	

E.PRESSER FOOT ADVANCE MECHANISM

Fig. No.	Part No.	Description	Pcs.	Remarks
E50	H415060160	Screw	1	
E51	HF91AF8001	Pump	1	SDA32×20(亚德克)
E53	HF912M8001	Coupling	2	EPL4-01 φ4-1/8"
E54	HF91BF8001	Nylon	1	
E55	H005008060	Spring Washer	1	
E56	HF91CF8001	Washer	1	
E57	H415040550	Screw	4	
E58	H005008040	Spring Washer	4	
E59	H005004040	Washer	4	
E60	HF91DF8001	Washer	1	

F.STITCH REGULATOR MECHANISM



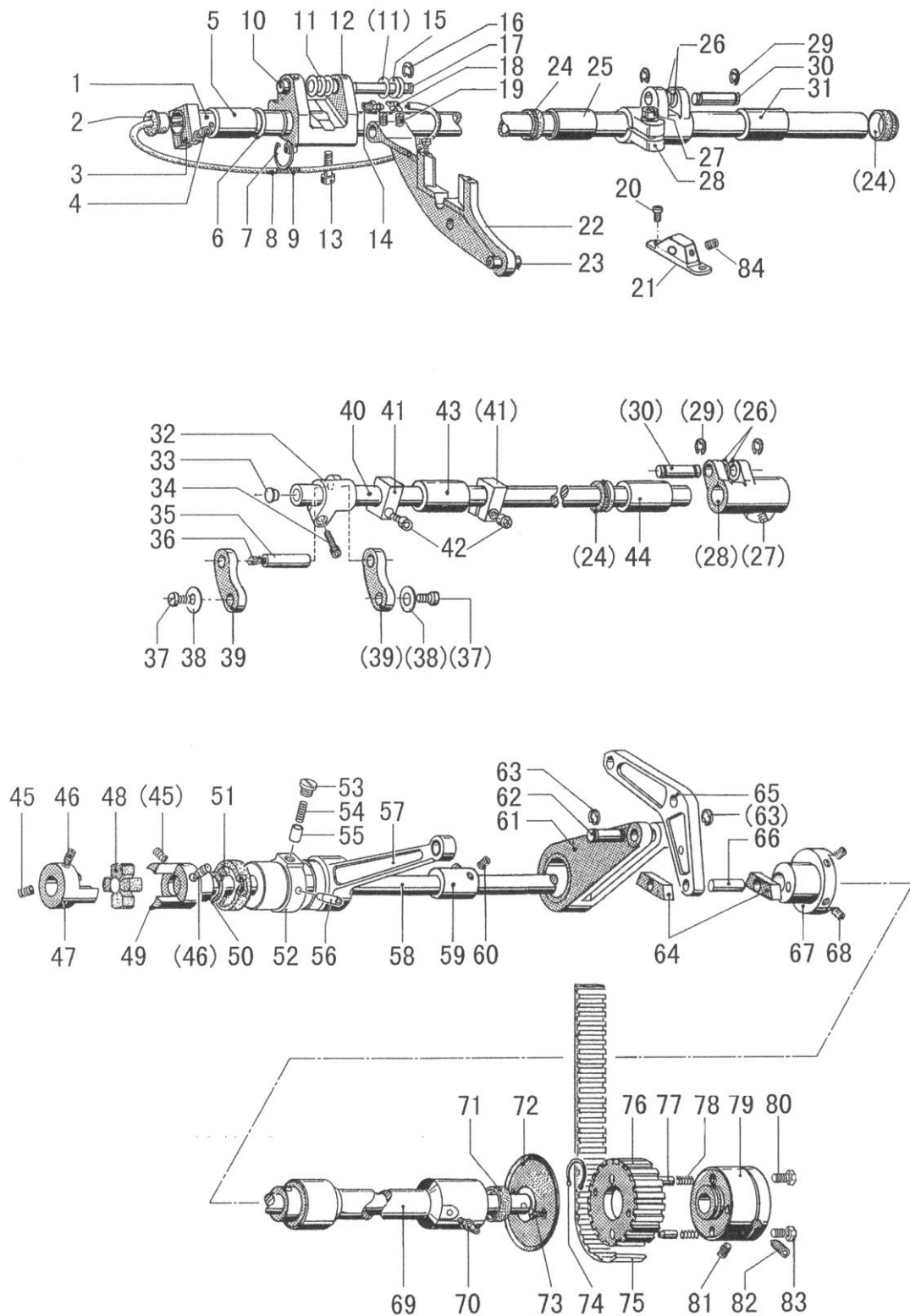
F.STITCH REGULATOR MECHANISM

Fig. No.	Part No.	Description	Pcs.	Remarks
F01	HF925H8001	Spring	1	
F02	HF924H8001	Washer	1	
F03	HG108H8001	Feed adjusting arm	1	
F04	HF923H8001	Pin	1	
F05	H431050080	Bolt	1	M5×8
F07	HA700F2030	Positioning pin	1	
F08	H3200F2110	Spring	1	
F09	HA109F0674	O ring	1	
F10	HF914H8001	Feed adjusting screw (short)	1	
F11	HA720F0687	Spring	1	
F12	HA720F0683	Support plate	1	
F13	HA7421F120	Feed adjusting dial	1	
F14	HF909H8001	Feed adjusting dial plate(L)	1	
F15	HA720F0685	Bushing	1	
F16	HA720F0686	Screw	1	
F18	HF928H8001	Reverse shaft bushing(L)	1	
F19	HF932H8001	Pin	1	
F20	H428060080	Bolt	2	M6×8
F21	HF930H8001	Reverse stitching arm(U)	1	
F22	HF934H8001	Pin	1	
F23	H428060060	Bolt	1	M6×6
F24	HF927H8001	Collor	1	
F25	HG110H8001	Rod	1	
F26	H007013050	E-tpye retaining ring 5	2	
F27	HG112H8001	Reverse stitching shaft	1	
F28	HF931H8001	Reverse shaft bushing(R)	1	
F29	HK332F8001	Pin	1	
F30	H4937L8001	Bolt	1	
F31	H4938L8001	Rubber ring	1	
F32	H4943K8001	Spring	1	
F33	HG113H8001	Reverse stitching lever	1	
F34	H401050080	Bolt	1	
F35	HG114H8001	Reverse stitching lever block	1	
F36	H401050080	Bolt	1	
F37	HF937E8001	Coupling	1	
F38	H403060100	Screw	4	M6×10
F39	HF947H8001	Pump	1	
F40	HF954H8001	Ring	1	
F43	HF953H8001	Piston	1	
F44	H005001060	Washer	1	
F45	H104060250	Screw(D)	1	M6×25
F46	HF939H8001	Bolt	1	
F47	HF937H8001	Reverse stitching arm(D)	1	

F.STITCH REGULATOR MECHANISM

Fig. No.	Part No.	Description	Pcs.	Remarks
F48	HF941H8001	Spring pin	1	
F49	H003001060	Nut	1	
F50	HF943H8001	Rod	1	
F51	HF942H8001	Pull spring	1	
F52	H424100100	Thread pin	1	M10×10
F53	H3100D2090	Presser spring	1	
F54	HF963H8001	Key	1	
F55	HF966H8001	Oil seal	1	
F56	HF958H8001	Shaft	1	
F57	HF967H8001	Oil seal	1	
F58	HF961H8001	Guide	2	
F59	H005009050	Elastic washer	4	
F60	H415050160	Screw	4	M5×16
F61	HK334F8001	Pin	1	

G.FEEDING AND FEED LIFTING MECHANISM



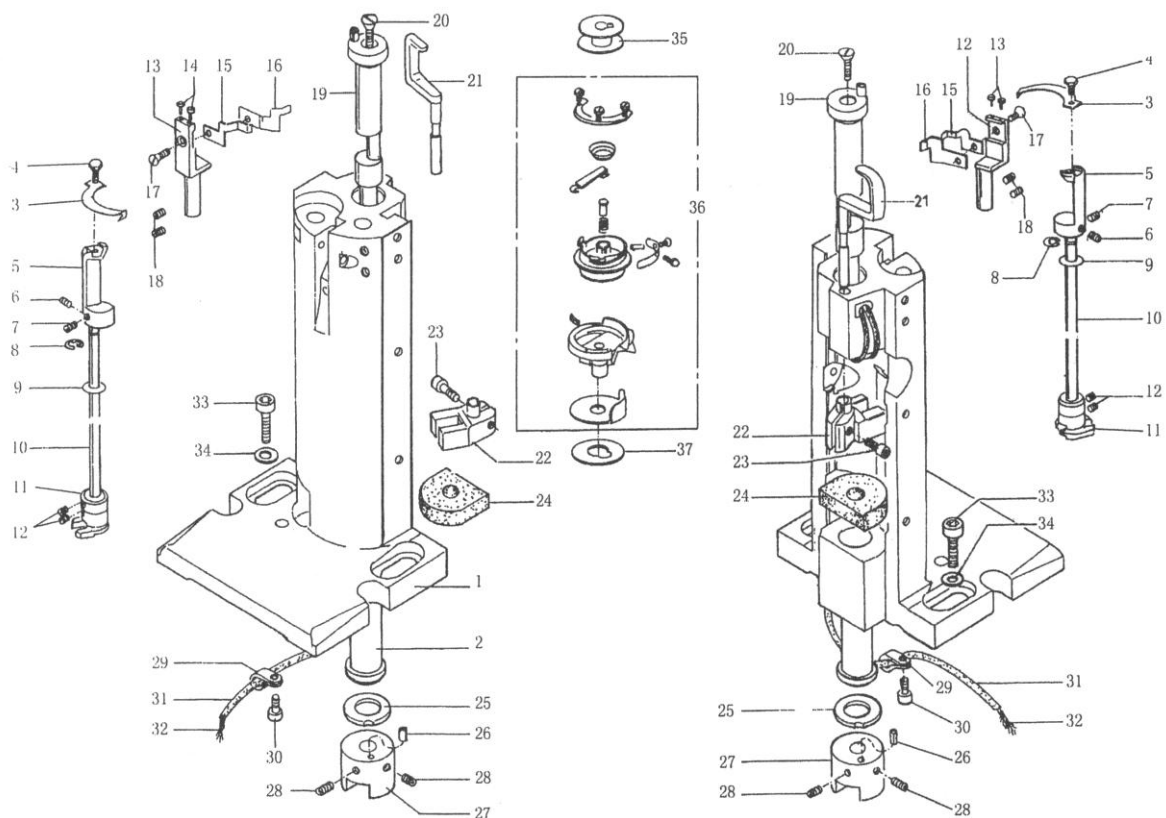
G.FEEDING AND FEED LIFTING MECHANISM

Fig. No.	Part No.	Description	Pcs.	Remarks
G01	HF928I8001	Feed shaft	1	
G02	HF959G8001	Rubber cap	1	
G03	HF965G8001	Adjusting shaft collar	1	
G04	H415040120	Bolt	1	M4×12
G05	HF927E8001	Bushing(L)	1	
G06	HF931I8001	Thurst ring	1	
G07	H007009150	E-type retaining ring	1	
G08	HF941I8001	Tube	1	
G09	HF942I8001	Oil wick	1	
G10	HF937I8001	Bushing	4	
G11	HF945I8001	Washer	3	
G12	HF935I8001	Feed arm(L)	1	
G13	HF936I8001	Bolt(L)	2	
G14	HF956G8001	Oil joint	1	
G15	HF946I8001	Spring	2	
G16	H007013050	E-type retaining ring 5	1	
G17	HF944I8001	Pin	1	
G18	HF939I8001	Tube support	1	
G19	HF948I8001	Bolt	2	
G20	H415040120	Screw	2	
G21	HG107I8001	Feed dog	1	
G22	HF949I8001	Feed bracket	1	
G23	HF953I8001	Pin	1	
G24	HF929I8001	Oil seal	3	
G25	HF927E8001	Feed shaft bushing(L)	1	
G26	HF927I8001	Washer	4	
G27	H415060120	Bolt(R)	2	M6×12
G28	HF923I8001	Feed shaft arm(R)	2	
G29	H007013050	E-type retaining ring 5	4	
G30	HF926I8001	Pin	2	
G31	HF924E8001	Feed shaft bushing(R)	2	
G32	HF957I8001	Feed connecting arm(L)	1	
G33	HA719B0707	Rubber cap	1	
G34	H415050160	Bolt	1	M5×16
G35	HF958I8001	Pin(L)	1	
G36	HF961I8001	Oil wick	1	
G37	H401030080	Bolt	2	
G38	HF954I8001	Washer	2	
G39	HF952I8001	Feed link	2	
G40	HF959I8001	Shaft	1	
G41	HF965G8001	Adjusting shaft collar	2	
G42	H415040120	Bolt	2	M4×12
G43	HF927E8001	Bushing(L)	1	

G.FEEDING AND FEED LIFTING MECHANISM

Fig. No.	Part No.	Description	Pcs.	Remarks
G44	HF924E8001	Bushing(R)	1	
G45	H428060100	Bolt	2	M6×10
G46	H429060100	Bolt	2	M6×10
G47	HF975J8001	Coupling claw(L)	1	
G48	HF978J8001	Toothed wreath	1	
G49	HF977J8001	Coupling craw(R)	1	
G50	118018	O ring	1	
G51	HF988I8001	Oil seal	1	
G52	HF987I8001	Bushing(L)	1	
G53	HF992I8001	Bolt	1	
G54	H34412C110	Plunger spring	1	
G55	HF966I8001	Plunger	1	
G56	HA110E0672	Oil feeding pipe	1	
G57	HF971I7101	Feed rod	1	
G58	HF905I8001	Lower shaft	1	
G59	HG113I8001	Feed cam	1	
G60	H428060050	Bolt	2	M6×5
G61	HF919I7101	Low feed connecting rod assy	1	
G62	HF926I8001	Pin	1	
G63	H007013050	E-tpye retaining ring 5	2	
G64	HF961H8001	Slide block	2	
G65	HF925I8001	Back sylinder connection	1	
G66	HF960H8001	Pin	1	
G67	HF917I8001	Lower feed cam	1	
G68	H428060080	Bolt	2	M6×8
G69	HF990I8001	Bushing(R)	1	
G70	HF956G8001	Oil joint	1	
G71	HF991I8001	Sealing ring	1	
G72	HF915I8001	Disk	1	
G73	HF916I8001	Stunk screw	2	
G74	H007009220	Retainer ring	1	
G75	HG111I8001	Toothed belt	1	
G76	HG109I8001	Belt pulley(D)	1	
G77	HF911I8001	Piston	2	
G78	HF912I8001	Presser spring	2	
G79	HF910I8001	Body	1	
G80	H431060120	Adjusting screw	2	M6×12
G81	H431080120	Bolt	1	M8×12
G82	H430080120	Bolt	1	M8×12
G83	H003002060	Nut	2	M6
G84	H428040060	Bolt	1	

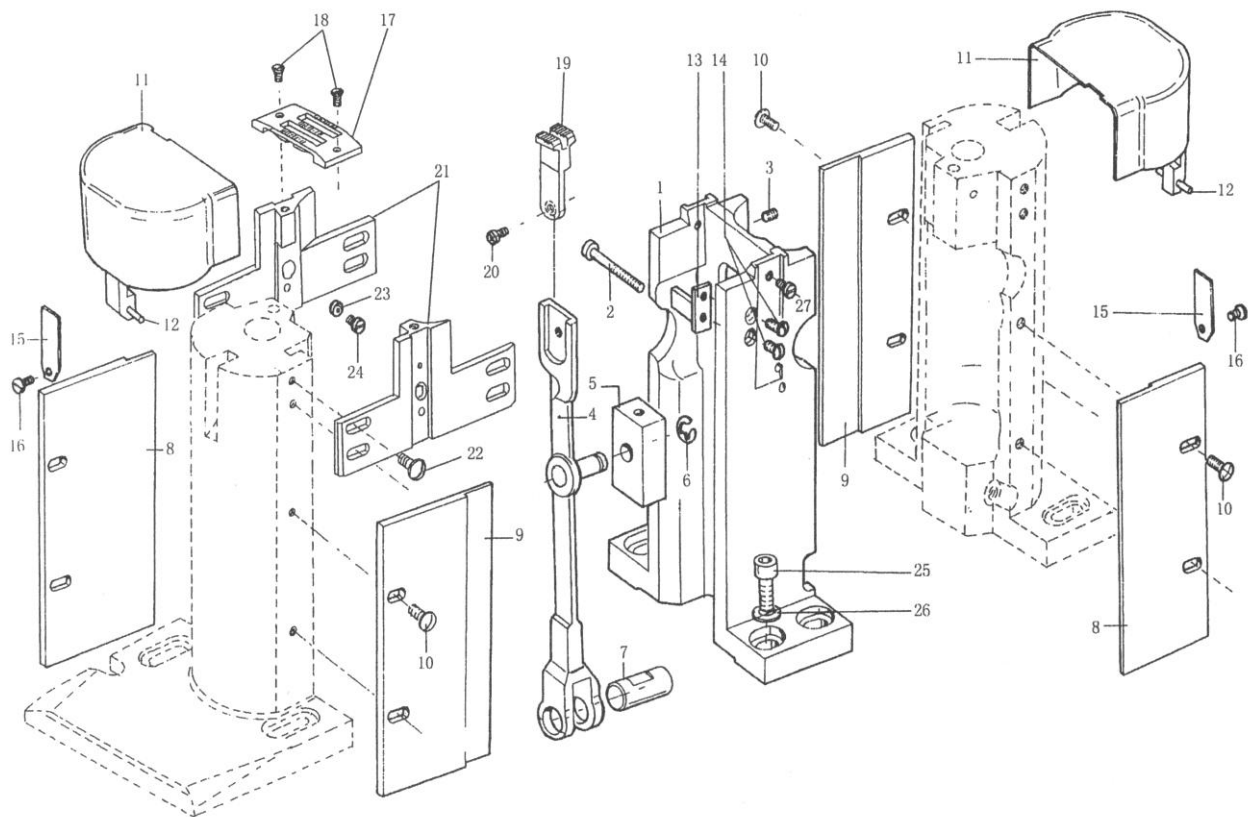
H.HOOK SADDLE MECHANISM (1)



H.HOOK SADDLE MECHANISM (1)

Fig. No.	Part No.	Description	Pcs.	Remarks
H01	HG106J8001	Hook column	2	
H02	HG107J8001	Bushing	2	
H03	HG108J8001	Knife	2	
H04	HG109J8001	Hexagonal Screw	2	
H05	HG110J8001	Knife bearer cpl.	2	
H06	HG111J8001	Screw	2	
H07	HG112J8001	Screw	2	
H08	H007013060	Lock washer	2	
H09	HF945I8001	Washer	2	
H10	HG115J8001	Knife shaft	2	
H11	HG117J8001	Knife crank	2	
H12	H431050050	Screw	4	
H13	HG119J8001	Knife bearer	2	
H14	H401020050	Screw	4	
H15	HG121J8001	Spring	2	
H16	HG122J8001	Couter knife	2	
H17	H403025040	Screw	2	M2.5×4
H18	H431040050	Screw	4	M4(0.5)×5
H19	HG125J7101	Hook shaft	2	
H20	HG127J8001	Screw	2	
H21	HG128J8001	Lever	2	
H22	HG131J8001	Lifter fork	2	
H23	H415040080	Screw	2	
H24	HG133J8001	Oil cushion	2	
H25	HG134J8001	Washer	2	
H26	H609030060	Pin	2	
H27	HG136J8001	Clutch	2	
H28	H428050080	Screw	4	
H29	H6732K8001	Clip	2	
H30	H402040060	Screw	2	
H31	HG140J8001	Oil pipe	2	φ4×340
H32	HG141J8001	Oil wick	2	500
H33	H415060160	Screw	4	
H34	H005001060	Washer	4	
H35	HF971B8001	Bobbin	2	
H36	HG145J7101	Hook Asm.	2	
H37	HG146J8001	Washer	2	

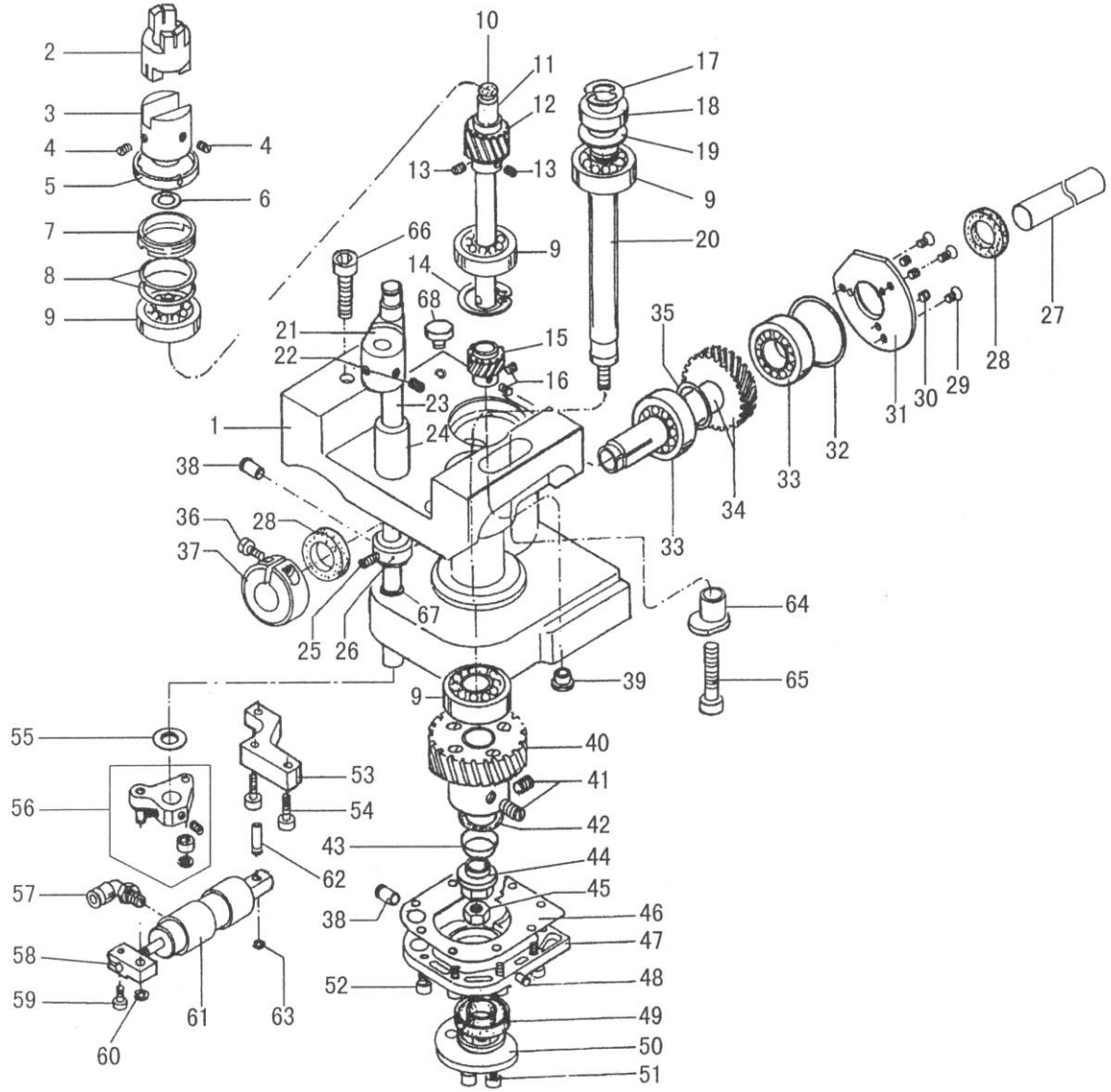
I.HOOK SADDLE MECHANISM (2)



I.HOOK SADDLE MECHANISM (2)

Fig. No.	Part No.	Description	Pcs.	Remarks
101	HG150J8001	Transp.column	1	
102	H415040370	Screw	1	
103	H427040060	Screw	1	
104	HG153J7101	Transp.lever	1	
105	HG156J8001	Slide block	1	
106	H007013060	Lock washer	1	
107	HG158J8001	Pin	1	
108	HG161J8001	Cover plate(right)	2	
109	HG162J8001	Cover plate(left)	2	
110	HG163J8001	Screw	8	
111	HG164J7101	Cover	2	
112	H604020180	Pin	2	
113	HG169J8001	Guide angle	1	
114	H401035080	Screw	2	
115	HG171J8001	Spring	2	
116	H401030060	Screw	2	
117	HG120J8001	Needle plate	1	
118	HG175J8001	Screw	2	
119	HG176J8001	Food dog	1	
120	HG177J8001	Screw	1	
121	HG179J8001	Plate holder	2	
122	HG163J8001	Screw	8	
123	HG181J8001	Adjust cover	2	
124	HG182J8001	Screw	2	
125	H415060160	Screw	4	
126	H005001060	Washer	4	
127	HE018D8001	Screw	2	

J.GEAR SADDLE MECHANISM (LEFT)



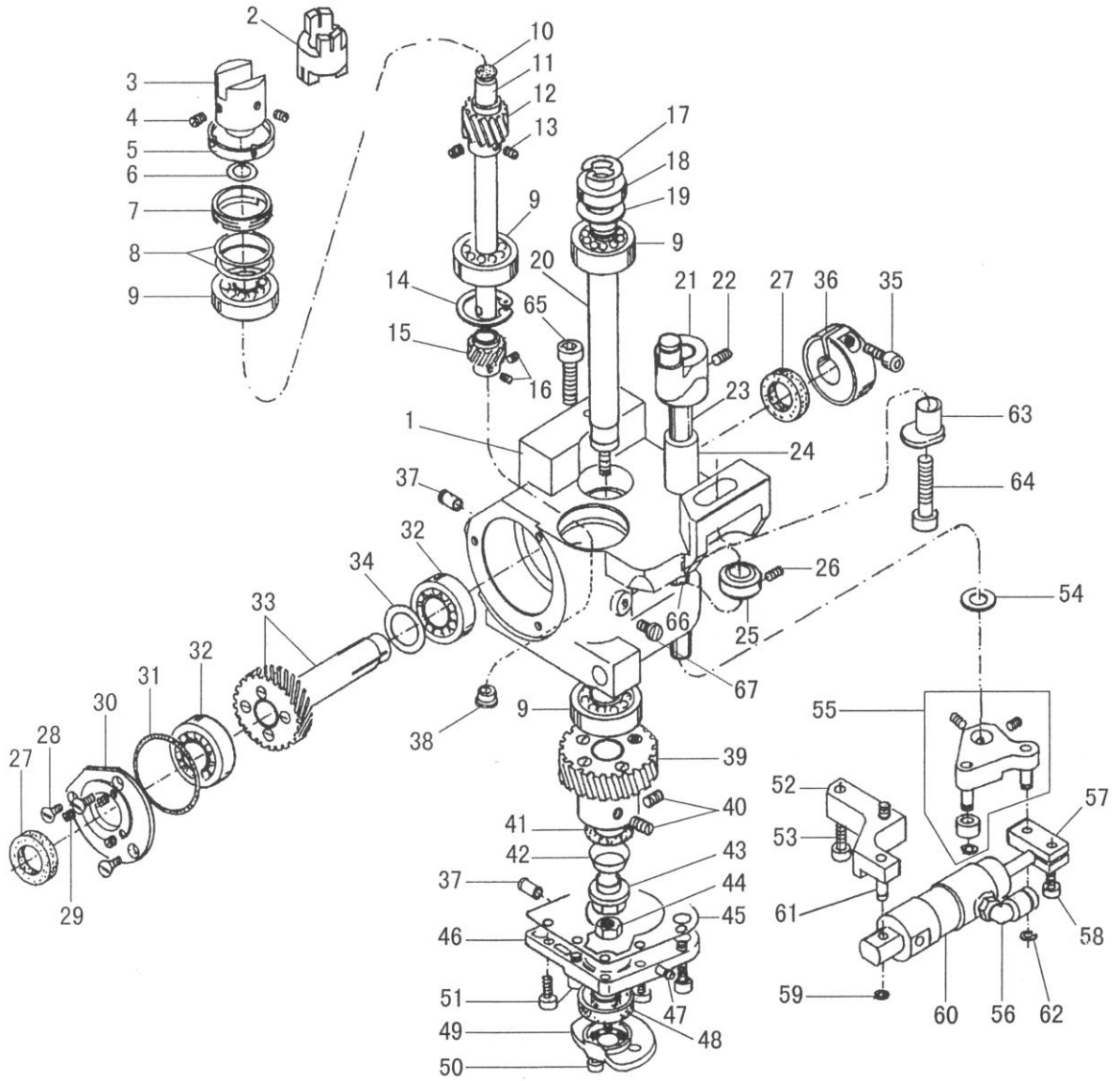
J.GEAR SADDLE MECHANISM (LEFT)

Fig. No.	Part No.	Description	Pcs.	Remarks
J01	HG006J8001	Hook bearing ckl.left	1	
J02	HG106K8001	Cross slide	1	
J03	HG105K8001	Coupling	1	
J04	H428050060	Screw	2	
J05	HG107K8001	Dust cover	1	
J06	HF989J8001	Washer	1	
J07	HF991J8001	Oil drip ring	1	
J08	HF992J8001	Washer	2	
J09	HF984J8001	Ball bearing	3	
J10	HG112K8001	Plug	1	
J11	HF981J8001	Hook shaft	1	
J12	HF983J8001	Gear	1	
J13	H431050050	Screw	2	
J14	H007007260	Retainer ring	1	
J15	HF91AJ8001	Gear	1	
J16	H431050050	Screw	1	
J17	H007013080	Lock washer	1	
J18	H005005100	Washer	1	
J19	HG123K8001	Washer	1	
J20	HG125K8001	Shaft	1	
J21	HG126K7101	Lever assy.	1	
J22	H431040060	Screw	2	
J23	HG130K8001	Shaft	1	
J24	HF917J8001	Bushing	1	
J25	HF920J8001	Collor	1	
J26	H428050050	Screw	2	
J27	HG021J8001	Shaft	1	
J28	HF964J8001	Oil seal	2	
J29	HF965J8001	Screw	3	
J30	HF966J8001	Screw	3	
J31	HF962J8001	Lower shaft holder	1	
J32	387018	O ring	1	
J33	HF963J8001	Ball bearing	1	
J34	HF968J7101	Gear base assy	1	
J35	HF970J8001	Washer	1	
J36	HF973J8001	Collor	1	
J37	H415060200	Screw	1	
J38	HF947J8001	Oil joint	2	
J39	HG144K8001	Plug	1	
J40	HF91CJ7101	Gear base assy	1	
J41	H431050060	Screw	1	
J42	95018	O ring	1	
J43	H005013050	Belleville spring washer	1	

J.GEAR SADDLE MECHANISM (LEFT)

Fig. No.	Part No.	Description	Pcs.	Remarks
J44	HF91IJ8001	Nut	1	
J45	HF91JJ8001	Hexagonal nut	1	
J46	HF954J8001	Sheet packing	1	
J47	HG154K8001	Cover	1	
J48	HG157K8001	Oil feeding pipe	1	
J49	HF958J8001	Oil seal	1	
J50	HG159K8001	Disk cam	1	
J51	H415040100	Screw	3	
J52	H415040080	Screw	6	
J53	HG164K8001	Bearer	1	
J54	H415040120	Screw	2	
J55	HG161K8001	Washer	1	
J56	HG166K7101	Drive winch	1	
J57	HG109C8001	Coupling	1	KQL04-M5
J58	HG172K8001	Block	1	
J59	H415040080	Screw	1	
J60	H007013040	Lock washer	1	
J61	HG174K8001	Pump	1	TGM-CA1215
J62	HG175K8001	Pin	1	
J63	H007013035	Lock washer	1	
J64	HF92CJ8001	Bushing	1	
J65	H415060220	Screw	1	
J66	H415060400	Screw	1	
J67	HF919J8001	Bushing	1	
J68	HG181K8001	Screw	1	

K.GEAR SADDLE MECHANISM (RIGHT)



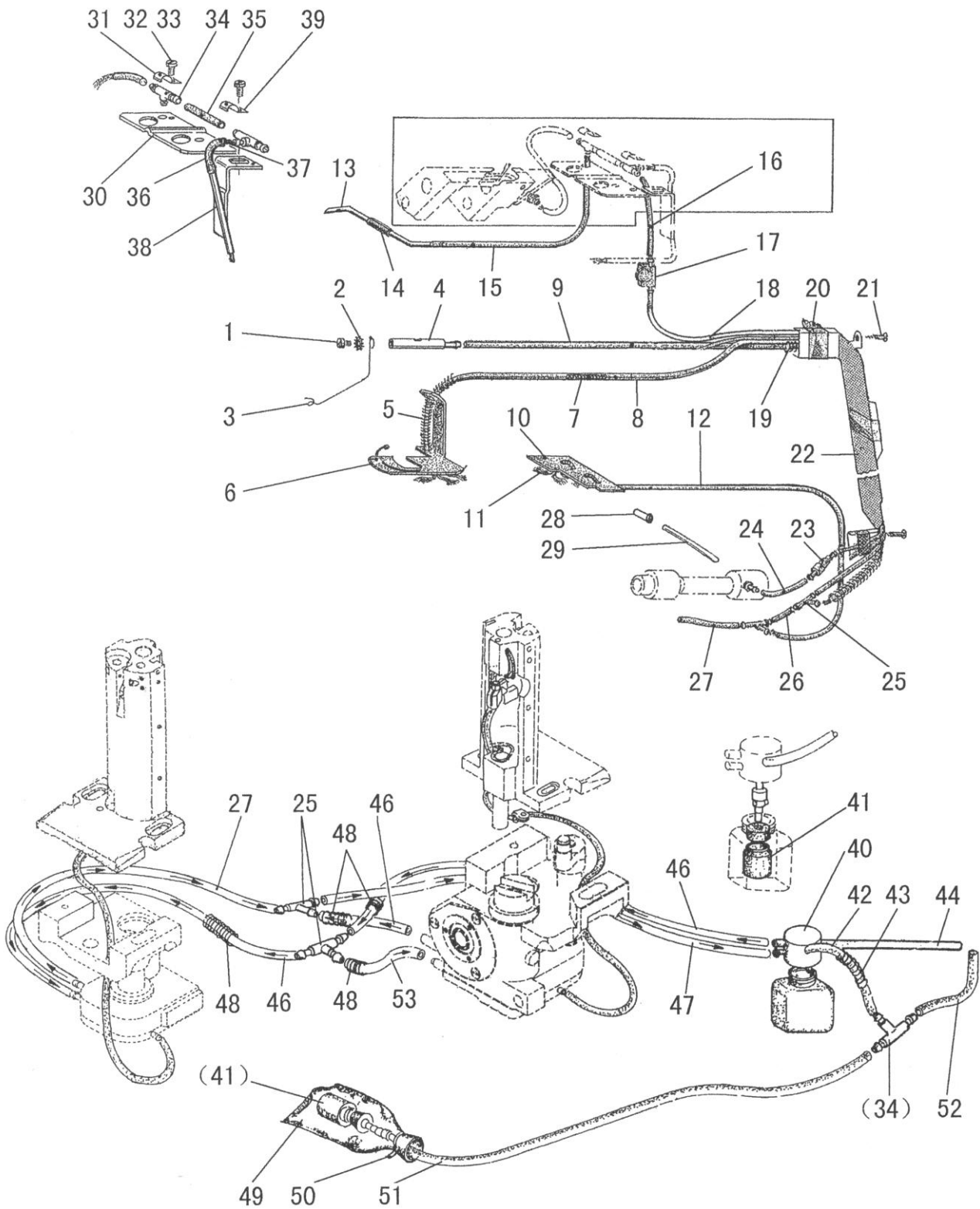
K.GEAR SADDLE MECHANISM (RIGHT)

Fig. No.	Part No.	Description	Pcs.	Remarks
K01	HF945J8001	Hook bearing ckl.	1	
K02	HG106K8001	Cross slide	1	
K03	HG105K8001	Coupling	1	
K04	H428050060	Screw	2	
K05	HG107K8001	Dust cover	1	
K06	HF989J8001	Washer	1	
K07	HF991J8001	Oil drip ring	1	
K08	HF992J8001	Washer	2	
K09	HF984J8001	Ball bearing	3	
K10	HG112K8001	Plug	1	
K11	HF981J8001	Hook shaft	1	
K12	HF983J8001	Gear	1	
K13	H431050050	Screw	2	
K14	H007007260	Retainer ring	1	
K15	HF91AJ8001	Gear	1	
K16	H431050050	Screw	1	
K17	H007013080	Lock washer	1	
K18	H005005100	Washer	1	
K19	HG123K8001	Washer	1	
K20	HG125K8001	Shaft	1	
K21	HG126K7101	Lever assy.	1	
K22	H431040060	Screw	2	
K23	HG130K8001	Shaft	1	
K24	HF917J8001	Bushing	1	
K25	HF920J8001	Collor	1	
K26	H428050050	Screw	2	
K27	HF964J8001	Oil seal	2	
K28	HF965J8001	Screw	3	
K29	HF966J8001	Screw	3	
K30	HF962J8001	Lower shaft holder	1	
K31	387018	O ring	1	
K32	HF963J8001	Ball bearing	1	
K33	HF968J7101	Gear base assy	1	
K34	HF970J8001	Washer	1	
K35	HF973J8001	Collor	1	
K36	H415060200	Screw	1	
K37	HF947J8001	Oil joint	2	
K38	HG144K8001	Plug	1	
K39	HF91CJ7101	Gear base assy	1	
K40	H431050060	Screw	1	
K41	95018	O ring	1	
K42	H005013050	Belleville spring washer	1	
K43	HF91IJ8001	Nut	1	

K.GEAR SADDLE MECHANISM (RIGHT)

Fig. No.	Part No.	Description	Pcs.	Remarks
K44	HF91JJ8001	Hexagonal nut	1	
K45	HF954J8001	Sheet packing	1	
K46	HG180K8001	Cover	1	
K47	HG157K8001	Oil feeding pipe	1	
K48	HF958J8001	Oil seal	1	
K49	HG159K8001	Disk cam	1	
K50	H415040100	Screw	3	
K51	H415040080	Screw	6	
K52	HG164K8001	Bearer	1	
K53	H415040120	Screw	2	
K54	HG161K8001	Washer	1	
K55	HG166K7101	Drive winch	1	
K56	HG109C8001	Coupling	1	KQL04-M5
K57	HG172K8001	Block	1	
K58	H415040080	Screw	1	
K59	H007013040	Lock washer	1	
K60	HG174K8001	Pump	1	TGM-CA1215
K61	HG175K8001	Pin	1	
K62	H007013035	Lock washer	1	
K63	HF92CJ8001	Bushing	1	
K64	H415060220	Screw	1	
K65	H415060400	Screw	1	
K66	HF919J8001	Bushing	1	
K67	H401050040	Screw	1	

L.OIL LUBRICATION MECHANISM



L.OIL LUBRICATION MECHANISM

Fig. No.	Part No.	Description	Pcs.	Remarks
L01	H401050080	Bolt	1	M5×8
L02	H005018050	Spacer	1	
L03	HF909K8001	Oil wick support	1	
L04	HF917K8001	Oil joint	1	
L05	HF908K8001	Tube guide	1	
L06	HF906K8001	Felt	1	
L07	HG111L8001	Oil wick	1	
L08	HG112L8001	Oil tube	1	
L09	HG118L8001	Oil tube	1	
L10	HF914K8001	Felt	1	
L11	HG116L8001	Oil wick	1	
L12	HG115L8001	Oil tube	1	
L13	HF948K8001	Pipe	1	
L14	HF950K8001	Oil tube	1	
L15	HF949K8001	Hose	1	
L16	HF936K8001	Oil pipe	1	
L17	HF959K8001	Oil window	1	
L18	HG119L8001	Oil pipe	1	
L19	HF919K8001	Spring	1	
L20	HF962K8001	Tape	1	
L21	HA04042160	Screw	2	4.2×16
L22	HF960K8001	Guard plate	1	
L23	HF956K7101	Valve	1	
L24	HF955K8001	Main oil pipe	1	
L25	HF920K8001	Oil joint	2	
L26	HF921K8001	Oil pipe	1	
L27	HF922K8001	Oil pipe	3	
L28	HF938K8001	Oil joint	1	
L29	HF939K8001	Oil pipe	1	
L30	HF951K8001	Oil pipe setting plate	1	
L31	H32311D606	Oil wick setting plate	1	
L32	H415040100	Screw	2	M4×10
L33	H005001040	Washer	2	
L34	H3210K0671	T-joint	3	
L35	HF942K8001	Hose	1	
L36	HF947K8001	Hose	1	
L37	HF946K8001	Oil wick	1	
L38	HF943K8001	Oil pipe plate assy	1	
L39	H3200K0170	Wire assy	1	
L40	HF927K7101	Oil hose assy	1	
L41	HF963K7101	Filter pot assy	1	
L42	HF929K8001	Oil pipe	1	
L43	HF930K8001	Support spring	1	

L.OIL LUBRICATION MECHANISM

Fig. No.	Part No.	Description	Pcs.	Remarks
L44	HF923K8001	Oil pipe	1	
L45	HF935K8001	Oil joint	1	
L46	HF924K8001	Oil pipe	4	
L47	HF925K8001	Oil pipe	1	
L48	HF926K8001	Support spring	2	
L49	HF932K8001	Felt part	1	
L50	HA300I2040	Cable tie	1	
L51	HF934K8001	Oil pipe	1	
L52	HF937K8001	Oil pipe	1	
L53	HG005K8001	Oil pipe	1	